

2019 ISSUE

Cincinnati**Medicine**

UC COLLEGE OF MEDICINE | MEDICAL ALUMNI ASSOCIATION

WHERE IT ALL BEGAN

UC builds off 200 years of accomplishments to propel and inspire the next leaders and discoveries of tomorrow.

University of
CINCINNATI

Every March, fourth-year medical students anxiously await Match Day, to learn where they will go for their residency training, as managed by the National Residency Matching Program. This year, 183 medical students successfully matched into specialties across the country.



FROM **THE DEAN**

I am honored to serve as the interim dean and senior vice president for health affairs throughout a phase of phenomenal growth and transition for both the college and the university. Since taking this role a year ago, it has been a time of celebrating milestones and planning and preparing for the next generation of high-achieving medical students.

In January, hundreds gathered in the CARE/Crawley Atrium to celebrate UC's Charter Week in honor of two important bicentennial milestones:

On Jan. 19, 1819, Daniel Drake, MD, the founder of the Medical College of Ohio—today known as the UC College of Medicine—received a charter from the State Legislature that established the college as the first medical school in Ohio. Three days later on Jan. 22, 1819, the Legislature granted a charter to Drake for the Cincinnati College, which would grow into the University of Cincinnati.

Throughout our 200-year history, we

Our college faculty and graduates have consistently risen to the challenge of innovating, discovering and improving medicine.

have had many faculty and alumni who have had immense impacts on medicine. Our college faculty and graduates have consistently risen to the challenge of innovating, discovering and improving medicine. You will read about a few of these accomplishments both past and present in this edition of *Cincinnati Medicine*.

Our feature story highlights our Global Surgery Residency Program in Malawi. Training surgical residents in an underserved environment is teaching them to be innovative and adaptive to cultural differences and limited resources. Jocelyn Logan, MD, assistant professor, found a way to fill both a need and a passion by building a global residency

program that is bi-directional, and with the support of UC faculty Charles Park, MD, who works year-round at Mzuzu Central Hospital, to ensure continuity and maximum effort from the visiting residents, while giving them a life-changing experience.

In the medical sciences, we know it can take long-term commitment by our researchers, but it is a dedication that pays off for Xiaoyang Qi, PhD, as his discovery of BXQ-350 is now into its second phase of clinical trials with great anticipated success for cancer patients. It is discoveries like Dr. Qi's that are a prime example of the university's innovation agenda, one of the key platforms of Next Lives Here, UC's strategic direction set forth by President Neville Pinto.

We also take a moment to acknowledge the passing of one of our great alumni, Gerald Buckberg, MD. We are as well honored by the legacy he left for UC. In his estate he left a \$2.2 million gift to create the Louis Buckberg Endowed Chair in Cardiac Surgery. According to his family, Buckberg believed that UC provided him the foundation to move forward in his vocation. He led an incredibly accomplished career, becoming a world-recognized pioneer in the development of life-saving cardiac surgical techniques. His honors include the Daniel Drake Medal from the College of Medicine, an Honorary Doctor of Science degree and the college's distinguished alumni award. He has made an indelible mark on the history of UC and on the field of cardiovascular medicine.

ANDREW FILAK JR., MD

Interim Senior Vice President for Health Affairs and Dean, College of Medicine



CincinnatiMedicine

Cincinnati Medicine is published for University of Cincinnati College of Medicine alumni and friends by the University of Cincinnati Academic Health Center Office of Development and Alumni Affairs.

© 2019, University of Cincinnati College of Medicine

**ASSISTANT VICE PRESIDENT
FOR DEVELOPMENT,
UC COLLEGE OF MEDICINE
AND UC HEALTH**

Kim Francis
(513) 558-3438
Kim.Francis@uc.edu

**ASSOCIATE DIRECTOR
FOR ALUMNI RELATIONS,
COLLEGE OF MEDICINE**

Mary Jo Philhower
(513) 558-6316
Maryjo.Philhower@uc.edu

EDITOR

Alison Sampson

CONTRIBUTING WRITERS

Katy Cosse
Julia Mace
Katie Pence
Richard Puff
Cedric Ricks
Alison Sampson

PHOTOGRAPHY

Colleen Kelley
Joseph Fuqua

**To submit class notes or correspondence,
change address or unsubscribe:**

University of Cincinnati Academic Health Center
Development and Alumni Affairs
PO Box 19970
Cincinnati, OH 45219-0970

Voice (513) 558-5646

Web med.uc.edu

Email comalum@uc.edu





College and Ohio Historical Connection leaders unveil the Daniel Drake Ohio Historical Marker on the medical campus.

Every Issue

- 1 From the Dean
- 4 Lab Notes
- 26 Class Notes
- 28 In Memoriam

ON THE COVER: Incoming medical students recite the Oath of Professionalism as part of the annual White Coat Ceremony.

FACING PAGE: Rahul Sandella, a medical sciences student continuing to pursue medical school at UC, found a balance between research, academics and extracurriculars. A presidential scholar, his many accolades also included being crowned 2018 homecoming king.

Features

8 Bicentennial

Celebrating the Medical College of Ohio's beginnings in 1819 marks UC's Charter Week.

12 Bexion Discovery

Ten years of patient research pays off as a new cancer treatment heads into clinical trial.

14 New Horizons

Through a global surgery rotation in Malawi, residents learn to be adaptive, appreciative.

18 Distinguished Alumni

Each year, the Alumni Association honors MD graduates for outstanding achievements.

20 Star Student

Presidential scholar, homecoming king—for Rahul Sandella, UC felt like home right away.

22 Grand Opening

The UC Gardner Neuroscience Institute building is a new hub for patient care, as well as research and education.

24 Gift of the Heart

Estate of renowned surgeon and researcher Gerald Buckberg, MD, endows chair of cardiac surgery.

LabNotes

\$29 million awarded to Emergency Medicine to further study stroke treatments

The Department of Emergency Medicine has been awarded nearly \$30 million, the largest grant in the history of the department, to examine the effectiveness of combination

therapies implementing tissue plasminogen activator (tPA), a well-known clot-busting drug used to treat acute ischemic stroke.

The National Institutes of Health (NIH) will fund the enrollment of 1,200 patients across the United States through NIH StrokeNet, with plans for 110 hospitals to take part. Based at UC, StrokeNet is the national coordinating center for all stroke trials funded by the National Institute of Neurological Disorders and Stroke.

The research will look at whether combining tPA with either argatroban or eptifibatid, two types of blood thinners, will produce better results in stroke patients in the first 90 days post-stroke versus tPA with placebo. The seeds for this project were planted in the early 2000s with UC research led by Art Pancioli, MD, Professor and Richard C. Levy Chair of Emergency Medicine, and Joseph Broderick, MD, professor in the Department of Neurology and Rehabilitation Medicine and director of the UC Gardner Neuroscience Institute. Opeolu Adeoye, MD, associate professor in the Department of Emergency Medicine, is the lead investigator in the study. ■



Joseph Broderick, MD, Opeolu Adeoye, MD, and Art Pancioli, MD.

UC researchers granted \$3.4 million to study gastrointestinal lymphatic system


A team of researchers has been awarded \$3.4 million by the National Institutes of Health (NIH) to study the role of the gastrointestinal (GI) lymphatic system in dietary nutrient absorption and the transport of signaling molecules. Principal investigator Patrick Tso, PhD, professor and Mary M. Emery Chair of Pathology in the medical college's Department of Pathology and Laboratory Medicine and director of the Cincinnati Mouse Metabolic Phenotyping Center, Yvonne Ulrich-Lai, PhD, associate professor of pharmacology and systems physiology, and Min Liu, PhD, professor of pathology and laboratory

medicine, are co-principal investigators on the study.

The GI lymphatic system, Tso says, may turn out to be a critical area of study relevant to diabetes. In this study, researchers will create a similar disruption of the

drainage of the lymphatic system in an animal model to assess its impact on metabolic health.

The grant comes from the National Institute of Diabetes and Digestive and Kidney Diseases. ■



Patrick Tso, PhD

Study provides new insights for ways to use cell metabolism

Researchers at the College of Medicine have discovered that cell metabolism plays an important role in the ability of cells to start a survival program called autophagy, an unwanted side effect of some anti-cancer drugs that helps some tumor cells dodge treatment and eventually regrow into new tumors.

These findings, reported in the journal *Cell Reports*, provide new insights for ways to use cell metabolism to “pull the plug” on tumor cells that survive treatment, possibly leading to better treatments and outcomes for patients. Led by Carol Mercer, PhD, research assistant professor in the Division of Hematology Oncology, Department of

Internal Medicine, and a member of both the Cincinnati Cancer Center and UC Cancer Institute, the study data demonstrated the

importance of metabolism in the regulation of autophagy.

The research was funded by the National Cancer Institute. ■



Carol Mercer, PhD

Study shows universal screening could tackle rise in Hepatitis C

With hepatitis C (HCV) on the rise in younger adults, and more effective and tolerable drug regimens available, researchers at UC show that a one-time universal

screening of HCV for all adults is cost effective and recommended.

Led by Mark Eckman, MD, Posey Professor of Clinical Medicine and

Director of UC’s Division of General Internal Medicine, the study used a computerized Markov state transition model to estimate the impact of one-time universal screening of adults 18 years of age and older. The current guidelines primarily

recommend testing for adults born from 1946–1965 (baby boomers). The Centers for Disease Control and Prevention (CDC) estimates 2.7 million individuals in the U.S. have chronic HCV infection, but as the incidence of hepatitis C among younger drug-injecting patients is skyrocketing, and the treatments for HCV infection become more effective, tolerable and short-term, Eckman says these changes drove the model to show screening larger populations is effective.

The results of the study are available online in the scholarly journal *Clinical Gastroenterology and Hepatology*. ■



Mark Eckman, MD

\$15 million to fight opioid crisis

In an effort to drastically reduce the number of opioid overdose deaths in the next three years, the National Institute on Drug Abuse announced multi-year funding of the HEALing Communities Study in sites across four states. Ohio, Kentucky, Massachusetts and New York will receive federal funds to implement and evaluate intervention approaches in the counties hardest hit by the opioid crisis. The \$65.9 million Ohio grant is a partnership between UC, Ohio State University, RecoveryOhio and Case Western Reserve University as well as additional universities and community organizations in 19 counties across Ohio. UC will receive \$15.1 million over four years.

Theresa Winhusen, PhD, professor and director of the Addiction Sciences Division will serve as a co-principal investigator, working with Jennifer Brown, PhD, associate professor of clinical psychiatry, and Michael Lyons, MD, associate professor of emergency medicine, to lead the implementation across the state. ■

PHYSICIAN AND SOCIETY

First-year medical students at the UC College of Medicine participate in Physician and Society 101, a class designed to help future physicians understand the social determinants of health—conditions in the places where people live, learn, work and play that affect a wide range of health risks and outcomes. Students in their learning communities, a group of 12 medical students involved in active learning with their peers and faculty, participate in service learning projects in 15 neighborhoods in Greater Cincinnati.


Each year, students nearing the end of the course discuss and present the outcomes of their service learning project in CARE/Crawley Atrium. Posters of service learning projects shown in the photo include topics ranging from efforts to tackle obesity and diabetes in the Hispanic community with nutrition education classes to outreach efforts in Northern Kentucky to educate middle school students about the risks of JUUL and electronic cigarette use. Students also examined ways to expand community awareness of food resources in Avondale and laid the groundwork for a harm reduction program in Over-the-Rhine that looked to implement a syringe exchange program.



WHERE
IT ALL
BEGAN.

200
BICENTENNIAL
200
UNIVERSITY OF
CINCINNATI

AND C. HARRISON HEALTH SCIENCES LIBRARY



CHARTER WEEK KICKS OFF THE UNIVERSITY'S 200 YEAR CELEBRATION

BY RICHARD PUFF

UC

Hundreds gathered in the CARE/Crawley Atrium on Jan. 15, 2019 to celebrate Charter Week in honor of two important University of Cincinnati Bicentennial milestones.

Daniel Drake, MD, the founder of the Medical College of Ohio—today known as the UC College of Medicine—received a charter from the State Legislature on

Jan. 19, 1819 establishing the college as the first medical school in Ohio. Three days later on Jan. 22, 1819, the Legislature granted a charter to Drake for the Cincinnati College, which would grow into today's UC.

"It's a great day to be a Bearcat!" President Neville Pinto, PhD, proclaimed at the start of the event.

"A physician named Daniel Drake had the foresight to seek charters from the state of Ohio for two colleges: the Medical College of Ohio, the predecessor to our College of Medicine, and Cincinnati College, which later merged with the university. The first was granted to the Medical College of Ohio, and that's why we are launching our festivities here on the health campus in the home of our College of Medicine."

Neville Pinto, UC President



BICENTENNIAL

“Two centuries ago, the visionary citizens of a frontier town of 10,000 looked to the future and recognized that for this town to be one of consequence it required an institution of higher learning,” Pinto told the crowd. “These visionary leaders were led by a bold thinker, a physician named Daniel Drake. He had the foresight to seek charters from the state of Ohio for two colleges: the Medical College of Ohio, the predecessor to our College of Medicine, and Cincinnati College, which later

merged with the university. The first was granted to the Medical College of Ohio, and that’s why we are launching our festivities here on the health campus in the home of our College of Medicine.”

Andrew Filak Jr., MD, interim senior vice president for health affairs and dean of the College of Medicine, spoke about Drake’s visionary leadership in founding the Medical College of Ohio.

“Dr. Drake was a national leader in reforming and

advancing medical education and bringing it from an apprenticeship model to the classroom. He also believed in the benefits of teaching medicine in a hospital setting, not relegating it to the lecture hall and laboratory, allowing for true experiential learning,” Filak



Above: Andrew Filak Jr., MD
 Left: Peter Landgren, UC Foundation president; Lela Collins, Bicentennial co-chair; Phil Collins, Bicentennial co-chair and UC Trustee; Andy Filak, MD; Mayor Cranley; Kim Dobbs, Bicentennial co-chair, and President Pinto.



Archivist and curator for the Henry R. Winkler Center for the History of the Health Professions Gino Pasi pilots the virtual reality (VR) experience showcasing 200 years of UC’s history, like visiting the 1959 laboratory of Albert Sabin, MD. The VR booth in the CARE/Crawley Atrium is open weekdays between 11 a.m. and 1 p.m. until November.

BICENTENNIAL KICKOFF

said. “Dr. Drake was decades ahead of his time in medical education. In addition to promoting bedside teaching and hospital training, he called for more medical professorships, better preliminary education, extending medical education to four years, and national meetings between the American medical schools so their defects could be remedied together. Ultimately all were adopted.”

“We may forever walk in the

shadows of Dr. Daniel Drake, but it was his brilliance and guiding light which launched two centuries of scientific achievements at the College of Medicine that have changed the world,” Filak noted.

Filak also noted several faculty and alumni from the past and present who have had immense impact on medicine.

“We have been fortunate that our college faculty and graduates have consistently risen to the challenge of innovating, discovering and improving medicine. The successes of our past are a foundation for our accomplishments both today and in the future. It is appropriate that we remember

and admire these people as they continue to inspire us,” he said.

Among them were: Ruben Mussey, MD, a faculty member and dean of the medical college, who was among the first to hypothesize that cholera was caused by bacteria; George Blackman, MD, a Medical College of Ohio faculty member from 1854 until his death in 1871, he was one of the nation’s leading surgeons particularly known for being the coauthor of the 1861 book “Hand-book on Military Surgery,” which was carried by almost every Civil War surgeon; and Roberts Bartholow, MD, a faculty member from 1864 to 1879 and dean for five years, one of America’s foremost 19th century physician scientists best known for providing the first documented record of



Cincinnati Mayor John Cranley



Chris Lewis, MD, vice provost for academic programs, and Greer Glazer, PhD, dean of the College of Nursing and associate vice president of health affairs.

To learn more about UC's yearlong celebrations, including the Nov. 8 Bicentennial Bash, visit

200.uc.edu

Mina Jones Jefferson, (left) associate dean and chief of staff of the College of Law, and DeMarco Kinamore of SuperSeeds, one of the organizations receiving a Bicentennial Community Engagement Grant.



direct electrical stimulation of the brain and its effects on motor function.

From today's faculty, Filak mentioned the achievements of Frank McCormack, MD, director of the Division of Pulmonary, Critical Care and Sleep Medicine; Susan Pinney, PhD, professor of environmental health; Xiaoyang Qi, PhD, professor of internal medicine; and Joseph Broderick, MD, professor of neurology and rehabilitation medicine and director of the UC Gardner Neuroscience Institute.

Cincinnati Mayor John Cranley also spoke at the event saying how "this was a truly historic day for Cincinnati and UC." He noted how special it was for him that the event was taking place in the College

of Medicine as his grandfather, John Cranley Jr., MD, was a faculty member from 1952 until 1992 in the college's Department of Surgery. He also said two of his uncles were College of Medicine graduates: James Cranley, MD, Class of 1980, and Robert Cranley, MD, Class of 1982.

Cities that are thriving today have one thing in common: they all are co-located with great research universities," Cranley said. He also called for increased state support for UC and encouraged National Cancer Institute designation and the additional research funding it would bring to the university.

In declaring it "University of Cincinnati Bicentennial Day," Cranley

handed an official city proclamation to Pinto. It said, in part: "Drake's bold legacy lives on as the University of Cincinnati, which is home to 14 colleges enrolling nearly 46,000 students, ranks among the world's top 100 most innovative universities. Achieving its bicentennial milestone is the product of an enduring partnership with the city and the unrelenting tenacity, energy, brilliance and passion of hundreds of thousands of students, alumni, faculty and staff who have walked its campus and left their individual and collective mark locally, nationally and internationally." ■





PERSISTENT PATH TO DISCOVERY

BY KATIE PENCE

Decade-long research pays off as new cancer treatment is tested in first patients

In 2002, researcher Xiaoyang Qi, PhD, looked into a laboratory microscope and saw something that took him by surprise.

He'd spent years at Cincinnati Children's Hospital Medical Center studying a particular human protein and how it affected cells and tumors in animal models; it was years of small discoveries, tweaks to methods and time spent going back to the drawing board.

However this time, he saw an unexpected interaction: the protein had

bonded to the walls of the cancerous cells, causing them to die, but the healthy cells remained unaffected.

"I couldn't believe what I was seeing," he remembers. He didn't quite know what he'd found, but he knew it was something that needed further exploration.

Over the years, Qi made the move to the University of Cincinnati, where he is now a professor in the Division of Hematology Oncology at the College of Medicine and a member of the Cincinnati Cancer Center, UC Cancer Institute and UC Gardner Neuroscience Institute. He continued to study this material and even named it: SapC-DOPS, based on its chemical structure.

This combination protein-lipid was found to kill many forms of cancer—brain, lung and breast, among others—by selectively targeting cancer cells in each model it was tested. Again and again, it spared the healthy tissues and targeted tumors.

As he kept receiving positive and hopeful results and spreading the word among colleagues in the field, the momentum grew.

Qi shared details of his work with Kevin Xu, MD, PhD, a senior research scientist at Procter & Gamble (P&G) who further spread the word to his P&G colleague Ray Takigiku, PhD.

From there, Bexion Pharmaceuticals

was born, with Takigiku and Xu founding the company, and Qi's discovery was licensed to them to find a way to create a safe-in-humans version of SapC-DOPS that could be the next silver bullet in cancer treatment.

They named this drug BXQ-350: "B" for Bexion; "X" and "Q" for Qi, its creator.

In 2013, Bexion received a \$2.9 million Small Business Innovation Research Bridge Award from the National Cancer Institute, with Qi as co-principal investigator, to help it bring BXQ-350 into the clinical trial phase.

It's research and discoveries like Qi's that are a prime example of the university's innovation agenda, one of the key platforms of Next Lives Here, UC's strategic direction.

And in September 2016—roughly 14 years since Qi had that "Eureka!" moment at the microscope—Bexion Pharmaceuticals announced that the U.S. Food and Drug Administration cleared their application for a first-in-human Phase I clinical trial with BXQ-350. UC was one of only four sites hosting the trial in the U.S.

Phase I trials help to determine

acceptable dosages and possible side-effects; it's the part of the trial that looks at drug safety—not at curing patients.

However, as a second pleasant surprise in the narrative of this therapy's creation, patient No. 1 Bob Rulli reaped all of the benefits.

Rulli, the first enrolled patient on the BXQ-350 clinical trial within the UC Phase I/Experimental Therapeutics Program, was diagnosed with glioblastoma multiforme, an aggressive form of brain cancer, in 2013. He'd just retired the year before from General Electric. Life expectancy with this type of cancer is 17 months, and less than 10% of patients live five years.

Doctors tried to fight his disease with the standard of care—surgery, chemotherapy and radiation. But nothing kept the cancer at bay for long.

That's when the promise of this clinical trial was offered.

Trisha Wise-Draper, MD, PhD, assistant professor in the Division of Hematology Oncology and clinical research director for the UC Cancer Institute, oversaw Rulli's infusion with BXQ-350, first taking place in September

2016. Wise-Draper and John Morris, MD, PhD, professor in the Division of Hematology Oncology, principal investigator for the trial at UC, kept



Trisha Wise-Draper, MD, PhD

close watch for adverse effects, and fortunately saw none.

Rulli stayed on the protocol, but in March 2018, a scan showed what was thought to be tumor growth. Surgery was scheduled to

confirm, and the news was better than expected: the area that appeared to be spreading cancer cells was instead composed of dead cancer cells, while the primary tumor was not growing.

Astounded with the response, the protocol was rewritten so that Rulli could continue to be treated with BXQ-350, even after the initial Phase I trial concluded in September 2018; now, an extension trial to measure the efficacy of BXQ-350 on a variety of solid tumors in adults and a Phase I study in children are in the works, as well as a Phase II study in glioblastoma. The adult Phase I trial was proven to cause no major toxicities in patients.

Rulli is continuing to enjoy the things he loves most in life: his family and a relaxing round of golf.

Qi says this is the reason he chose to do what he does—translational medicine with the hope of truly impacting lives. "This is the goal of every scientist—to actually make a difference in patient care," he says. "Over the years, every time I published new research (on SapC-DOPS), I received emails from patients and family members asking about a clinical trial involving my findings.

"Now, there is something available." ■



Bob Rulli—the first patient to receive BXQ-350 in clinical trial—with John Morris, MD, PhD, principal investigator of the Phase I trial at UC.

(Opposite page) Xiaoyang Qi, PhD, in the lab. His discovery of SapC-DOPS led to a new cancer treatment called BXQ-350, now in clinical trial.

TO SUPPORT ADVANCEMENTS IN CANCER CARE AND TREATMENTS,

visit foundation.uc.edu/UCCResearch



NEW HORIZONS

Through a global surgery rotation in Malawi, UC residents learn to be adaptive, appreciative

BY ALISON SAMPSON

Traumatic brain injury, intestinal perforation from typhoid fever, appendicitis, severe burns from motorcycle accidents, infant hydrocephalus, and advanced tuberculosis leading to paralysis and pressure sores: Those are just a few of the cases seen on a typical Friday morning at Mzuzu Central Hospital in Northern Malawi by visiting surgical resident Young Kim, MD.

Kim, a current University of Cincinnati resident who completed a global surgery rotation in Malawi in 2018, calls his two-month experience at Mzuzu Hospital, in a word, “humbling.”

“Malawi has a completely different breadth of treatment modalities compared to the American population. CT scans are rare, interventional radiology doesn’t exist, and blood tests are limited to complete blood counts and some electrolytes. Anticoagulation is too expensive for most Malawians, and sterile technique is often restricted by lack of soap and running water,” says Kim.

Though one of the world’s least-developed countries, Malawi is known as “the warm heart of Africa” for its culture of generosity and kindness. Mzuzu is Malawi’s third-largest city, and its hospital, Mzuzu Central, serves a population of approximately 2.5 million. With only a handful of hospitals across the country, the needs and burden on the hospital are great and varied.

Mzuzu Central Hospital is also home to a unique program of the UC College of Medicine—a global surgery residency rotation. Surgical residents are offered the opportunity to spend eight weeks living in Malawi and working under the mentorship of full-time UC faculty member Charles Park, MD, assistant professor of surgery and a graduate of the UC general surgery residency program (2011). Park is on the staff of the hospital year-round and has lived in Malawi since May 2015.

Park says there is a big learning curve for the surgery residents upon

arrival for their rotation. “I have found most of the residents adaptive, creative and very proactive in dealing with the challenges presented by the resource-poor environment,” he says.

“They will regularly experience unexpected challenges that may thwart the ability to perform surgeries, such as the lack of supplemental oxygen or a functioning anesthesia machine to perform cases under general anesthesia; as another example, the intermittent lack of running water or electricity can thwart the timely sterilization of needed surgical instruments,” says Park.

“We often use unwieldy and aging surgical instruments that can make more delicate parts of procedures significantly more challenging. But residents quickly learn to use the available resources to substitute for things we don’t have.”

He adds, though, that most residents are prepared to hit the ground running in their new environment because of the advice from those who have been involved with the program before them.

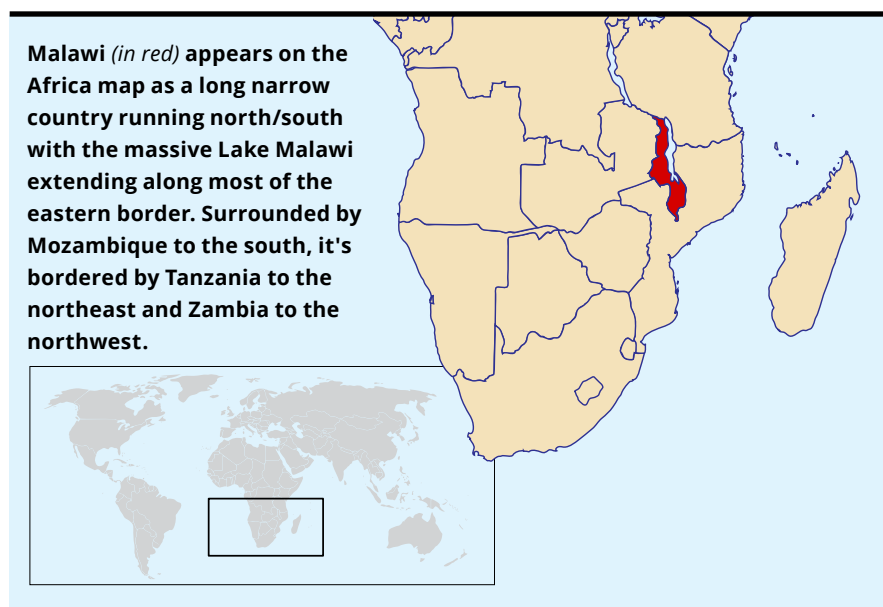
In the 350-plus bed Mzuzu Central Hospital, upwards of 100 patients may be admitted for surgical conditions, divided among the five surgical wards. To meet this surgical need, residents operate three

full days a week, while also managing the care of patients already in the hospital and evaluating new patients who present to the surgical clinic or come by referral to the hospital on any given day from health clinics or district hospitals throughout northern Malawi. There is an opportunity to make a significant impact on dozens of lives on a daily basis.

“If a patient presents to the hospital with an emergency condition, that patient takes top priority, and we mobilize our team and resources to get that patient to the operating room as soon as possible,” says Park.

“In Malawi, people tend to present very, very, late—they have waited so long, maybe because the village has had to raise money for the transportation to the hospital. Getting one patient from their rural home to the district hospital can devastate the funds of an entire village. Everybody will work to support that family,” says Jocelyn Logan, MD, a graduate of the UC general surgery residency program (2010), who founded the UC Global Surgery Program.

“It’s no surprise, therefore, that by the time they arrive to their local district hospital, they can be very sick, and it may be up to the clinical officers at the district



to see and treat these complicated and advanced cases. But they are such strong, tight-knit communities; they make tremendous sacrifices for one another,” Logan says.

Called back to Malawi

Logan was raised with a globally oriented mindset from a young age. As a teenager, she traveled extensively with her family, including to Malawi; her parents run a water well-building mission/nonprofit that operates throughout Africa.

Once she joined the UC faculty, she quickly made her intentions known—she wanted to launch a program that would have an impact on both her surgery residents as well as make a difference to an underserved community. She was provided seed money to scout out candidates for a program, and after visiting 12 hospitals across four countries in Africa, she kept coming back to Malawi and ended up in northern Malawi at Mzuzu Central Hospital.

“It wasn’t my intention, but I ended

up right around where my parents had done work in Malawi,” she says. Through some persistence and a mutual contact (her driver), Logan got ahold of the head surgeon at Mzuzu Central Hospital on the day she was scheduled to fly back to the U.S.

“It turned out to be a perfect match. The hospital had just enough infrastructure—they had anesthesia, they had equipment—while also a great demand for providers/surgeons,” says Logan.



Once she joined the UC faculty, Jocelyn Logan, MD (pictured lower left), quickly made her intentions known—she wanted to launch a program that would have an impact on both her surgery residents as well as make a difference to an underserved community.



To get the program off the ground, Logan coordinated with a Malawian surgeon to map out what a residency rotation would look like.

“It was important for the partnership to be bi-directional. There’s a risk involved when you bring people into an unfamiliar hospital ... we could just be in the way, or take a long time to adjust to the new surroundings, different environment, culture, language barriers, even disease types. It was critical that our residents not only gain something from the experience, but that they also have something to offer the people of Malawi,” says Logan.

Park was working on faculty at Brigham and Women’s Hospital in Boston after graduation from the UC surgical residency program around the time Logan was launching the program, and he jumped at the opportunity to go to Malawi and supervise the first surgical resident to go. When Park initially went to Malawi, he was one of two surgeons in the entire region. Two surgeons for 2.5 million people is one of the lowest surgeon-per-population rates in the world.

As the UC program developed, other university academic surgery programs became interested. The residency rotation has now expanded to include partnerships with Washington University in St. Louis, University of Kansas and University of Louisville. “Now, we have



Young Kim, a current University of Cincinnati resident who completed a global surgery rotation in Malawi in 2018, calls his two-month experience at Mzuzu Central Hospital, in a word, “humbling.”

more residents interested than we can currently accommodate,” says Logan.

As a point to Logan’s intent to make the experience bi-directional, visiting residents to Malawi provide educational sessions to nursing students, clinical officer students, medical interns and junior staff members. In Malawi, there are so few trained physicians that clinical officers make up the backbone of the health care delivery system. Similar to a physician assistant, clinical officers receive three years of health sciences and hospital training. In Malawi, they

are expected to function as general practitioners in the outpatient and inpatient settings, as well as perform procedures such as cesarean sections, aligning fractured bones, and hernia repairs.

Logan recalls one resident asking the clinical officers to provide a list of topics to talk about while there. “They were so excited, and they came back with four pages of ideas,” she says. “The hunger for knowledge is powerful there, and it’s very inspirational; you realize it’s such a blessing to have what we have here and how much they value their work.”

“What we’ve built up now is an amazing experience for these residents,” says Logan, “and not just because of the surgical cases, but also because of the people of Malawi. It’s a culture of generosity and sharing, gentleness, and that gets passed on in the experience.”

Kim says, “Over my two months there, I truly believe that we did everything we could to care for these patients and educate the clinicians. But, in the end, I think it is us that walk away with the greatest benefits from this humbling experience.” ■

PROJECT C.U.R.E. Supplies In Kind Gift

A shipment of \$300,000 in medical equipment is on its way to Mzuzu. The supplies are an in-kind donation to the UC Global Surgery program from Project C.U.R.E, following a request from the UC Foundation. The supplies include items like an anesthesia machine, patient monitoring equipment, hospital beds and stretchers, specialized surgical equipment for the orthopedic, dental and obstetrics teams, a defibrillator, incubator and a fetal monitor as well as thousands of units of smaller daily use items like gauze, paper gowns, catheters and syringes.

Project C.U.R.E. identifies, solicits, collects, sorts and distributes medical supplies and services according to the imperative needs of the world.

DISTINGUISHED ALUMNI

Each year the College of Medicine Alumni Association recognizes outstanding alumni with the Distinguished Alumni Award for achievements in research, education, clinical care, health service administration and public or civic duties.

Bernard Bach Jr., MD



“Mr. Sports Medicine” Keeps Athletes Game-Ready

Bernard Bach Jr., MD, managed to successfully merge two lifelong interests: a love of athletics and a desire to advance medicine during his 40-year career as an orthopaedic surgeon.

Bach, a leader in the field of sports medicine, is one of the Midwest Orthopaedic physicians serving as a team orthopaedist for the Chicago White Sox, as well as the Chicago Bulls. He has served as a medical advisory physician for the Bert Bell-Pete Rozelle National Football League Retirement and Disability Plan. Since 1999, Bach has served as a consultant for the National Hockey League. He is a member of the Illinois Athletic Trainers Hall of Fame and the National Athletic Trainers’ Association Physician Hall of Fame.

Bach attended Harvard University where he received his undergraduate degree in biology and played intercollegiate football and baseball. He is a 1979 graduate of the College of Medicine and completed his orthopaedic surgery residency at Massachusetts General Hospital and then a sports medicine fellowship at the Hospital for Special Surgery in New York.

Bach joined Rush University Medical Center in Chicago in 1986 and pioneered a sports medicine program. He served as the director of the Division of

CONTINUED, NEXT PAGE, TOP SECTION

Capt. Joel Andrew Roos, MD



Thirty Years of Military Medical Service

Capt. Joel Andrew Roos, MD, proudly upholds two oaths: one of service and loyalty to his country and another in the physician-honored Hippocratic oath of ethical medical service. They have allowed him to faithfully serve thousands of service members and their families during a U.S. Navy career spanning three decades.

Roos retired from the military in 2018 as the Commanding Officer of Naval Medical Center San Diego, a post held for two years. He was responsible for overseeing a 272-bed multispecialty teaching hospital with strategic oversight and leadership of more than 6,400 staff, serving 100,000 beneficiaries.

Roos’ three decades of military service began after he completed his undergraduate and medical degrees—a Bachelor of Science in biochemistry at the University of California, Davis, in 1984 and an MD at the UC College of Medicine in 1989. He also holds an MBA from Brenau University and an MS in Healthcare Delivery Science from Dartmouth.

After a transitional internship at Oakland Naval Hospital in 1990, Roos completed his undersea and hyperbaric medical officer training. In 1998, Roos completed his emergency medicine residency at Naval Medical Center

CONTINUED, NEXT PAGE, CENTER SECTION

Margaret Goettle Rush, MD



Third Generation Bearcat Has a Passion for the Tiniest of Patients

Margaret Goettle Rush, MD, “Meg,” used her love for caring for the tiniest of patients to excel during a 35-year career as a physician-researcher-educator-administrator in pediatric medicine.

Rush is chief of staff and executive medical director for the Monroe Carell Jr. Children’s Hospital at Vanderbilt in Nashville, Tennessee, a non-profit hospital affiliated with Vanderbilt University Medical Center, and ranked among the nation’s top children’s hospitals. She’s held that position since 2007.

A Cincinnati native, Rush made Vanderbilt her home, after completing her undergraduate studies at DePauw University in 1980 and graduating from the University of Cincinnati College of Medicine in 1984. She trained as an intern, resident and fellow in the Department of Pediatrics at Vanderbilt before joining the faculty in 1990.

Rush then devoted the next three decades to making her department a leader in neonatology. Early in her career, she engaged in basic science research following her fellowship training, studying the role of Vitamin A in lung development. That experience along with her notable skills as an organizational leader led her to play a key role as part of

CONTINUED, NEXT PAGE, BOTTOM SECTION

BACH *(continued)*

Sports Medicine for 30 years and sports medicine fellowship director for 28 years. Bach was named professor of orthopaedic surgery at Rush in 1996 and then received the Claude N. Lambert, MD, and Helen S. Thomson Endowed Chair of Orthopedic Surgery in 2004. He stepped into an emeritus position from the division and fellowship director positions in 2016.

Long active in the American Orthopaedic Society for Sports Medicine (AOSSM), Bach was named president of the organization in 2008, recipient of the

AOSSM Mr. Sports Medicine Leadership Award in 2017 and elected to the AOSSM Hall of Fame in 2018. He has also served as the president of the Herodicus Society and president of the Harvard Quigley Sports Medicine Society. Bach has been a strong supporter of the Orthopaedic Research and Education Foundation.

Bach has contributed over 1,000 academic manuscripts, book chapters, abstracts, textbooks, monographs, posters and videos during his career. He has published 426 peer-reviewed publications,

94 book chapters, 54 edited manuscripts, and edited 17 texts, monographs or guest editorships. He has lectured regionally, nationally and internationally with nearly 600 presentations given. Bach has trained nearly 125 residents and 90 sports medicine fellows since 1986.

He and his wife Elizabeth have two adult children, David and Laura. The family resides in River Forest, Illinois. In his spare time, his many interests including glass blowing, woodworking, gardening and fly-fishing. ■

ROOS *(continued)*

San Diego, remaining on the faculty as Emergency Department Research Director.

Roos transferred to Naval Medical Center Portsmouth in Virginia in 2002, to serve as the Chairman of the Navy's busiest emergency department and emergency medicine residency program. During his tenure at Portsmouth, Roos was deployed to Kuwait in 2004 as part of Operation Iraqi Freedom, where he developed a unified emergency medical service plan for all Kuwait military bases plus a universal mass casualty plan for the U.S. State Department.

In 2009, Roos assumed the duties as the Deputy Commander of Naval Medical Center San Diego, and went on to become Deputy Chief, Navy Medical Corps at the Bureau of Medicine and Surgery in 2011.

In 2013, Roos revitalized the command of the Navy Medicine Training Support Center in San Antonio while overseeing the training of more 8,000 Navy Hospital Corpsman and advanced medical and dental technicians.

After completing his Command Tour in June 2014, Captain Roos transferred to Yokosuka, Japan as the Fleet Surgeon, Commander Seventh Fleet, where he

was responsible for the planning and execution of medical engagements, military medical exercises and strategic partnerships across the entire Asia-Indo-Pacific region, spending two years traveling across the region before returning to San Diego.

Roos has received many honors and decorations including the Legion of Merit with four Gold Stars, the Meritorious Service Medal with One Gold Star, the U.S. Navy and Marine Corps Commendation Medal with three Gold Stars and the U.S. Navy and Marine Corps Achievement Medal with one Gold Star. ■

RUSH *(continued)*

the Institutional Review Board, helping to restructure institutional policies and direction in human subject research. She served on the review board for 14 years.

Rush has held numerous leadership positions at Vanderbilt during her career. She was associate program director of Vanderbilt's pediatric residency program for four years, director of the fellowship program in neonatal-perinatal medicine for a decade, served as neonatology division chief for a year and later spent 15 months as acting chair of the Department of Pediatrics.

Rush is among the faculty members responsible for interviewing and

selecting applicants for admission to the Vanderbilt University School of Medicine; it's a role she has held since 2012. She has also earned notable honors, including the title of "Woman to Watch in Medicine" by the Nashville Medical News.

Rush has been an integral part of the growth and development of Monroe Carell Jr. Children's Hospital, watching it grow from a hospital within a hospital on two floors of the university hospital to a free-standing, soon to be 14-floor children's hospital. She participates and helps to lead strategic planning for the children's enterprise, both on and off campus as well as actively engages in the

management of the daily operations of the hospital.

Rush considers herself a third generation Bearcat—her parents and siblings all have UC undergrad or graduate degrees while two great-uncles and an uncle have medical degrees from the College of Medicine. She met her life-long friend, Charles B. Rush, during medical school, where they participated in the first National Residency Match Program Couples Match which took them both to Vanderbilt for residencies and subsequent careers.

Rush has two adult daughters, Katie and Libby. ■

STAR STUDENT

RAHUL SANDELLA'S FIRST VISIT to the campus of University of Cincinnati was as part of a high school science fair competition, and right away it felt like home to him.

“Every time I came to UC’s campus it felt like a university where I belonged,” says Sandella. “It was the right size and after meeting students and faculty on our tours, I felt really comfortable. I believed UC was a place where I could really achieve goals I set for myself and feel supported.”

Now Sandella, who graduated this spring with a degree in Medical Sciences with a near perfect GPA of 3.96, plans to continue his studies at UC and attend medical school in the fall. He was also one of five undergraduate recipients of the 2019 UC Presidential Leadership Medal of Excellence Awards.

The honor is given by the university to students who exemplify scholarship, leadership, character and service—ideals upheld in UC’s strategic direction Next Lives Here.

“I was very surprised and humbled by the award,” says Sandella. “There are so many amazing students on campus. There are a lot of people on campus doing outstanding things but they don’t get that recognition.”

Sandella entered UC as a Cincinnati Presidential Scholar with a great interest in medical research. During his second year, he was accepted to the ROSE program, which provided Research, Observation, Service and Education experiences to high-ability, intellectually curious pre-medical college students. The program was part internship, part mentorship and part early acceptance to medical school. Through his research experiences, Sandella found mentorship under faculty such as Kasiani Myers, MD, Melinda Butsch Kovacic, PhD, and Frank McCormack, MD.

Myers, an associate professor in the Department of Pediatrics and a researcher physician at Cincinnati Children’s, studies bone marrow failure



Medical sciences grad balances research, academic and campus life

BY CEDRIC RICKS

Having a voice has been an important theme during Sandella's journey at UC whether it be in research, academics or extracurricular activities.

and hematopoietic stem cell transplant for non-malignant diseases. Sandella studied the impact of Schwachman-Diamond Syndrome, helping to create two novel patient data registries under her direction. He began working with Myers as part of the Summer Undergraduate Research Fellowship (SURF).

“Rahul is self-motivated, energetic and has an inquisitive nature with excellent attention to detail,” explains Myers. “He works very well within a multi-disciplinary research team, recognizes challenges, troubleshoots well and follows through with executing solutions. These qualities will serve him well as he pursues his career in medicine and research. I have no doubt that he will be successful in his future endeavors and will be an excellent physician scientist.”

McCormack, director of the UC Division of Pulmonary, Critical Care and Sleep Medicine, within the Department of Internal Medicine, and a UC Health physician, is interested in genetic interstitial lung diseases and pulmonary innate immunity. The McCormack Laboratory is focused on rare lung diseases such as lymphangioleiomyomatosis (LAM) and pulmonary alveolar microlithiasis (PAM) along with the role of the alveolar epithelium in influenza, mycobacterial and bacterial infection. Sandella is working with the McCormack lab to examine the effectiveness of the immunosuppressive drug sirolimus in treating LAM.

“I haven’t considered a specialty in medicine but things like rare diseases do really interest me,” says Sandella. “When I was a sophomore I worked with Dr. Myers in the Cancer and Blood Diseases Institute at Cincinnati Children’s. When you work with a rare patient blood subset it seems like any improvement you can make has a profound impact on people’s lives. It might not be widespread but on

a certain group of people you are really impacting their lives and they might not have had the same voice as other patients have had in their treatment.”

A native of Mason, Ohio and graduate of Mason High School, Sandella says having a voice has been an important theme during his journey at UC whether it be in research, academics or extracurricular activities. He found his own voice through the South Asian American Student Association (SAASA) at UC.

“Growing up a South Asian minority student, I always struggled with falling into the stereotypes pinned on me and attempted to distance myself as far away from my native culture as possible just to fit in to the majority culture around me,” says Sandella. “Once I came to college, however, meetings of the South Asian American Student Association helped changed my mindset.”

As part of SAASA, Sandella worked with fellow students to create a central place for students to be immersed and well-educated in South Asia culture. He helped spearhead two campuswide events designed to celebrate a form of dance from the state of Gujarat in India known as Garba and the religious Hindu festival known as Holi.

Both events attracted several hundred students. Sandella also played a role in a collaboration between SAASA and the Cincinnati Hillel to create a unique Diwali-Hanukkah event. “Even though both organizations represent seemingly very different cultures, we found similarities in foods that were traditionally eaten, cultural practices engaged in and even realized that both festivals are referred to as ‘the Festival of Lights,’” says Sandella.

“This led to a lot of intercultural exchange and expression and we were able to bring that to the larger UC community,” says Sandella. “Our first year doing this

was like an introduction and now it keeps growing. I look forward to seeing how it goes forward.”

Sandella also wanted the voice of undergraduates in the College of Medicine to be heard and worked with students in the medical sciences undergraduate program to create a Tribunal in the College of Medicine and ensure that it would be recognized by undergraduate student government so it would be eligible for funding. He also served on the University Funding Board, a branch of UC Student Government, which dispensed more than \$500,000 annually to student groups for educational conferences, programs and events.

“I think we have a very collaborative climate on this campus,” says Sandella. “I think you can find a place that suits your interest whether it is professional or personal. UC feels like a big city and a big school, but you have that hometown feel and close connections with people.”

Megan Minton, assistant director and honors advisor, has worked with Sandella since his freshman year. She says Sandella possesses a powerful combination of discipline, drive and interpersonal skills.

“His academic capabilities in the classroom match his ability to connect principles to practical application, and his aptitude for grasping challenging concepts matches his ability to demonstrate humility in navigating relationships,” says Minton. “Working with pre-med students, I often catch myself thinking, how would I respond to this person as my physician? And in this case, and I have said this of no one else, the answer is ‘I would trust him with mine and my family’s health more than any other candidate I have ever recommended for medical school admission.’” ■



GRAND OPENING

This spring, the medical campus celebrated the grand opening of a new home for the **UC Gardner Neuroscience Institute**. The new 114,000-square-foot facility for outpatient neurological care will be home to physicians and researchers recognized around the world for their expertise and comprehensive care, including treatments for Parkinson's disease, epilepsy, brain tumors, stroke care and rehabilitation and Alzheimer's disease.

Global architecture and design firm Perkins+Will designed the building, incorporating the feedback of a patient and caregivers advisory group, as well as UC Health physicians and staff. Their input was considered into every aspect, from the lighting and waiting areas, to conference and education spaces, to clinical care rooms and accessible parking. Messer Construction Co., whose portfolio includes numerous health care facilities, was the general contractor for the project.

The UC Gardner Neuroscience Institute building is made possible by the generosity of the Cincinnati community. In 2015, the UC Foundation launched a fundraising campaign to contribute to the creation of the new facility and to expand programming at the institute. More than \$50 million has been raised, including a \$14 million gift from the James J. and Joan A. Gardner Family Foundation. The Farmer Family Foundation also contributed a significant gift. ■



ABOVE: Alberto Espay, MD, (right) professor and director of the Gardner Center for Parkinson's and Movement Disorders, hugs Janis Yelton, who was a member of the patient advisory group with her husband Don Yelton (left) at the grand opening.

LEFT: President Neville Pinto speaks at the grand opening event on Thursday, April 11, 2019.

LEFT, BELOW: UC Gardner Neuroscience Institute

RIGHT: The new building is also home to a significant Rookwood Pottery donation from the private collection of James J. Gardner, valued at nearly \$1 million. Dating from 1893 to 1903, the 52 pieces feature painted portraits of American Indians. Once on exhibit at the Cincinnati Art Museum, The James J. Gardner American Indian Head Rookwood Vase Collection is on permanent display in the main lobby. Here Linda Gardner Mueller dedicates the exhibit in her father's honor, with members of the Gardner family at right.





ABOVE: Patients from the advisory group cut the ribbon on the new UC Gardner Neuroscience Institute outpatient care building. From left to right: Joseph Broderick, MD, professor and director of the institute, Scott Badzik, Elizabeth Grover, Kathy Badzik, and Dave and Kellye Parker. The building's distinctive exterior features a structured mesh façade designed to diffuse direct daylight for neurological patients, who often experience light sensitivity. Other patient-friendly features include exam room doors that slide, rather than swing, open, as well as therapy rooms that enable patients to learn how to safely live at home again following a neurological injury or illness.



GIFT OF THE HEART

Estate of renowned surgeon and researcher endows chair

BY JULIA MACE



Gerald Buckberg, MD, Med '61

A \$2.2 million gift from the estate of Gerald Buckberg, MD, will create the Louis Buckberg Endowed Chair in Cardiac Surgery at the UC College of Medicine. Buckberg, Med '61, HON '07, died Sept. 20, 2018.

Buckberg, first in his class at UC College of Medicine, began his residency at Johns Hopkins Hospital in Baltimore, before finishing it at UCLA in 1967. Following his residency, he served in the U.S. Air Force for two years and joined UCLA's faculty in 1970.

According to his family, Buckberg believed that UC provided him the foundation to move forward in his vocation. He led an incredibly accomplished career, becoming a world-recognized pioneer in the development of life-saving heart surgical techniques. A distinguished professor of cardiac surgery at UCLA's David Geffen School of Medicine, his methods to protect the heart during surgery are used by surgeons all over the globe. His landmark discovery of blood cardioplegia (a method that safely stops the heart during surgery), dramatically increased the safety of open heart operations. The procedure has benefited 25 million patients and is currently used by over 85% of surgeons in the United States and 75% of surgeons worldwide.

"We can take great pride in the fact that Dr. Buckberg was a Bearcat," said UC President Neville Pinto. "He had an astonishing career and made incredible advances in research. His tremendous gift will impact the College of Medicine and will ensure it continues to bend the future through research and teaching."

His family shares that by naming the endowed chair after his father, Louis, Buckberg felt he was honoring both his parents and grandmother for inspiring him to make helping others his life's work. He was also committed to advancing the cardiothoracic program at UC; as part of his dedication to his alma mater. Buckberg would visit the College of Medicine, attend rounds with faculty and students, and

anonymously supported scholarships at the college for 33 years.


"Dr. Buckberg's work dramatically improved ways to protect the heart during a variety of procedures and forever changed the world of cardiac surgery," said Andrew Filak Jr., MD, interim senior vice president for health affairs and dean, UC College of Medicine. "His findings continue to provide life-saving care of heart surgery patients, from tiny babies with congenital heart deformities to adults needing open heart surgery."

UC bestowed three prestigious honors on Buckberg during his lifetime: the Daniel Drake Medal, the College of Medicine's highest honor, which was awarded in 2000 and recognizes distinguished living faculty or alumni who have made outstanding or unique contributions to medical education, scholarship or research, and the College of Medicine's 2001 Distinguished Alumni Award. UC additionally awarded him an Honorary Doctor of Science in 2007.

The author of more than 400 scientific publications, Buckberg was a marathon runner and swimmer, swimming daily until his death. The arts were important to him and his myriad talents included painting. In 2007, he collaborated with UC's College Conservatory of Music on a ballet focused on understanding heart disease. "The Cardiac Dance-The Spirals of Life," educated audiences on the function of the heart through movement. Buckberg had recently published a memoir, "Solving the Mysteries of Heart Disease," describing his life and remarkable journey to his many groundbreaking discoveries.

"Dr. Buckberg was a true friend to the College of Medicine," said Jeffrey Sussman, MD, interim chair, UC Department of Surgery. "This endowed chair will honor his legacy and expand the Section of Cardiac Surgery for years to come."

Exploring additional avenues to communicate to a broader audience, Buckberg collaborated with UC's College-Conservatory of Music to create a 'cardiac ballet' in 2007. 'The Cardiac Dance-Spirals of Life' played to packed audiences, and was later recorded and distributed to cardiac surgery divisions throughout the U.S. and Canada.



Buckberg published a memoir of his life's work as a cardiac surgeon-researcher just months before his death in 2018.

In the book, "Solving the Mysteries of Heart Disease," he recounts details of his greatest discoveries in protecting the heart from injury during surgery. He also describes his other significant clinical and research accomplishments, including impactful insights into current cardiac challenges such as end-stage heart failure, sudden cardiac arrest and improving patient survival after a massive heart attack.

ClassNotes

Exciting news or appointments to share? Submit your updates today at med.uc.edu/alumni/updateinfo

1960s

Leon Goldman, MD '68

Appointed to C. Leonard Pfeiffer Chair of Cardiovascular Medicine at University of Arizona Sarver Heart Center

1970s

Robert Eckel, MD '73

Named president-elect, medicine and science of the National American Diabetes Association

Ernest Ciambarella, MD '74

Recipient of the Cincinnati Pediatric Society 2018 Outstanding Community Physician Award

Mark Gebhardt, MD '75

Received American Academy of Orthopaedic Surgeons' Diversity Award

Richard Printz, MD '75

Received the Outstanding Volunteer Clinical Faculty Award in Medical Student Teaching by University of California, San Francisco School of Medicine's Department of Obstetrics-Gynecology

Bob Collins, MD '76

Appointment to the board of TriHealth Cincinnati health system

David Bradeen, MD '77

Retired from Penobscot Bay Medical Center after 39 years

Richard Wenstrup, MD '78

Appointed chief medical officer of Epic Sciences

Bernard Bach Jr., MD '79

Received the 2019 University of Cincinnati College of Medicine Distinguished Alumni Award

Curtis Sessler, MD '79

Appointed Orhan Muren Distinguished Professor of Medicine at the Virginia Commonwealth University School of Medicine on the Medical College of Virginia campus in Richmond. Received the Pioneering Spirit Award from the American Association of Critical-Care Nurses

Stephen Sugrue, PhD '79

Appointed acting associate vice president for research at University of Florida Health

1980s

Richard Kovacs, MD '80

Appointed 2019-2020 president of American College of Cardiology

Thomas Andrew, MD '82

Retired after 20 years as New Hampshire's state medical examiner

R. Clement Darling, MD '84

Served as Chair of the Society for Vascular Surgery Foundation for 2018-2019

Richard DeVore, MD '84

Joined Clinton Memorial Hospital as a specialist in otolaryngology in Wilmington, Ohio

Karen Gedney, MD, '84

Authored "30 Years Behind Bars, Trials of a Prison Doctor"

Margaret Rush, MD '84

Received the 2019 University of Cincinnati College of Medicine Distinguished Alumni Award

Stephan Grupp, MD, PhD '87

Appointed member of Scientific Advisory Board to Cellular Biomedicine Group

Carol Steltenkamp, MD '87

Named external chief medical officer at University of Kentucky HealthCare

Thomas J. Graham, MD '88

Joined New York University Langone Health to spearhead orthopaedic innovation

Jeremy Walston, MD '88

Internationally recognized Professor of Geriatric Medicine and Gerontology at the Johns Hopkins University School of Medicine in Baltimore

1990s

Geoffrey Block, MD '91

Appointed to Reata Pharmaceuticals, Inc. as vice president, nephrology, and to Ardelyx board of directors

Robert McClure, MD '91

A specialist in radiation oncology, has joined the medical staff at Clinton Memorial Hospital

Steve Bartz, MD '95

Elected president of the Wisconsin Academy of Family Physicians

Michael Codina, MD '98

Honored by the American Heart Association as Idaho Provider of the Year for 2017

Eric Berthiaume, MD '99

Named president of University Gastroenterology in Rhode Island

2000s

Stephen Enseleit, MD '03

Appointed as new health commissioner for Oakwood City, Dayton, Ohio

Andrea Funderburg Murphy, MD '04

In honor of their daughter Andrea, parents Beth and Dennis Funderburg established a scholarship fund to help ensure that future Ohio Northern University students receive the same high-quality educational experience that prepared their daughter for a successful career in medicine

Samedyar Durrani, MD '05

American medical professional, Dr. Samedyar (Sam) Durrani joins Full Alliance Group's Advisory Board

Margaret Balfour, MD, PhD '06

Named Healthcare Champion by Inside Tucson Business in their 2019 Women of Influence awards

Irfan M. Asif, MD '07

Named chair of the Department of Family and Community Medicine at the University of Alabama at Birmingham

Stefanie Jons, PhD '12

Joined Hoth Therapeutics, Inc. scientific advisory board

Dharampreet Singh, MD '14

Joined Marshall University Joan C. Edwards School of Medicine, Marshall Health and Cabell Huntington Hospital as a neurologist

SAVE THE DATE:

2020 Reunion
April 2-4

DRAKE MEDALISTS

College of Medicine awards four Drake Medals at Honors Day

Two alumni and two current faculty members received Daniel Drake Medals, the highest honor awarded by the UC College of Medicine, at the school's Honors Day

ceremonies on Saturday, May 18. The Drake Medal honors living alumni and faculty for outstanding achievements in biomedical science as evidenced by major

significant contributions to medical research or for a distinguished career as a clinician-teacher.

This year's Drake Medal recipients were Stephan

Grupp, MD, PhD, a 1987 graduate of the College of Medicine; Gurjit Khurana Hershey, MD, PhD, a UC professor of pediatrics; Myles Pensak, MD, the college's senior associate dean for clinical affairs; and Marvin Slepian, MD, a 1981 College of Medicine graduate.

The Drake Medals were first awarded in 1985 to celebrate the bicentennial of the birth of Daniel Drake, MD. In 1819 Drake founded the Medical College of Ohio, the forerunner of the UC College of Medicine, and served as the school's first dean. Drake also established the Cincinnati College in 1819 and two years later received a charter for Cincinnati's Commercial Hospital and Lunatic Asylum, which is today's University of Cincinnati Medical Center. ■



(L to r) Myles Pensak, MD; Stephan Grupp, MD, PhD; Marvin Slepian, MD; Gurjit Khurana Hershey, MD, PhD

STEPHAN GRUPP, MD, PHD

Grupp is the chief of the Cellular Therapy and Transplant Section, director of the Cancer Immunotherapy Frontier Program and medical director of the Cell and Gene Therapy Lab at the Children's Hospital of Philadelphia. He also serves as director of translational research at the Center for Childhood Cancer Research and is the Yetta Deitch Novotny Professor of Pediatrics at the University of Pennsylvania Perelman School of Medicine.

GURJIT KHURANA HERSHEY, MD, PHD

Khurana Hershey is an endowed professor of pediatrics at Cincinnati Children's and the UC College of Medicine, and the director of the Division of Asthma Research. She is also the director of the National Institutes of Health-funded Medical Scientist (MD/PhD) Training Program at UC.

MYLES PENSAK, MD

Pensak is the Helen Bernice Broidy Chair of the Department of Otolaryngology-Head and Neck Surgery at the UC College of Medicine. He also is a professor of neurosurgery and holds additional leadership roles as senior associate dean for clinical affairs at the College of Medicine, CEO of UC Physicians and chief of physician services at UC Health.

MARVIN SLEPIAN, MD

Slepian is Regents' Professor at the University of Arizona (UA). A cardiologist and researcher, he also is professor of medicine, professor and associate department head of biomedical engineering and McGuire Scholar in Innovation and Entrepreneurship, professor of material science and engineering and professor of medical imaging at UA.

Learn more about this year's recipients online at uc.edu/news/colleges/medicine.

IN MEMORIAM

Pediatric cardiology award honors alumnus Roger Cole, MD

Through a gift from his family, the UC College of Medicine has established a nationwide award in memory of alumnus Roger Cole, '57.

The Roger B. Cole, MD, Teaching Excellence Award in Pediatric Cardiology will be awarded to and financially support a UC College of Medicine graduate, faculty member, current/former fellow or resident who demonstrates excellence in teaching/training in the field of pediatric cardiology.

Cole's wife, Ann Sherby Cole, was the driving force behind establishing the award. "Roger spoke often of how deeply he valued his medical education, which instilled in him a pragmatic and caring approach to patients and students, applied daily throughout his exemplary career," she said. "Roger taught by example. He was humble and soft-spoken, but the power of his teaching was his focus beyond the science—his positive outlook of optimism and hope."

After graduating from the UC College of Medicine in 1957, Cole completed his internship at Mt. Sinai Hospital in Cleveland, serving his residency first at San Francisco County Hospital on the Stanford Service and later at the Children's Convalescent



Home in Palo Alto, California.

Following his time as a lieutenant in the U.S. Navy, Cole began a fellowship in the newly emerging field of pediatric cardiology at Chicago's Children's Memorial Hospital in 1962. He would go on to serve for more than four decades on the faculty of Northwestern University Medical School.

Cole spent the academic year 1972-73 on sabbatical in London, England with his family. He produced a monograph in collaboration with the British Medical Association, a continuing education course in pediatric cardiology for general practitioners.

Cole completed his career in private practice, during which time pediatric residents rushed to fill one of the 12 coveted slots in his practice for their elective rotation, learning from him beyond just the lecture hall—on hospital rounds and in his office examining rooms. He pioneered satellite clinics throughout Greater Chicago and Indiana to treat underserved communities.

During Cole's time in private practice, hospital residents voted him "Teacher of the Year" twice. He received The Children's Heart Foundation's Lifetime Achievement Award in 2016. Cole died in July 2017.

To contribute to the Roger B. Cole, MD Teaching Excellence Award in Pediatric Cardiology fund, visit foundation.uc.edu/donate/cole.

The following alumni of the College of Medicine passed away between August 20, 2018 and June 30, 2019.

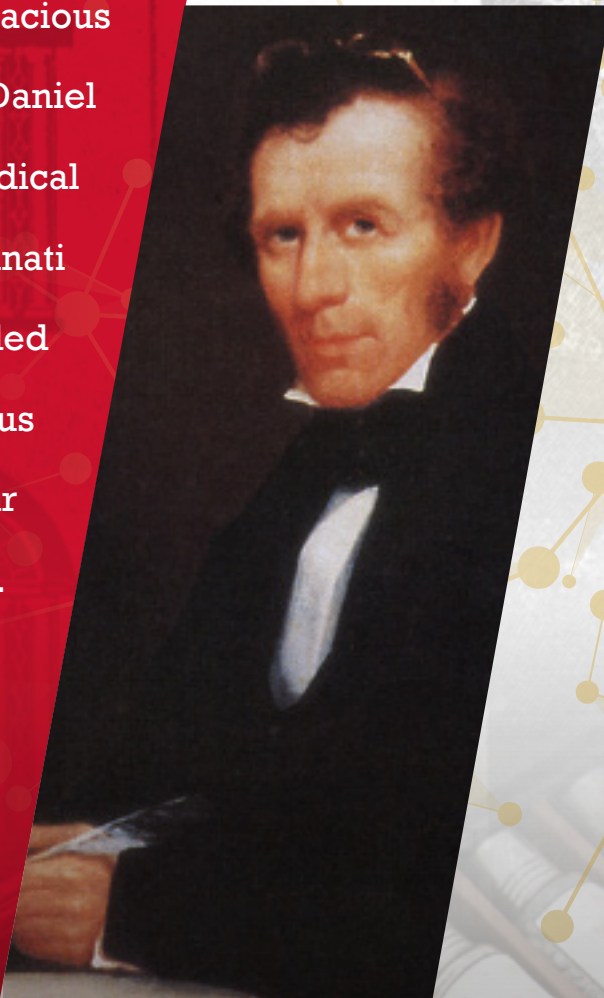
CLASS	CLASS	CLASS
1947 Edward Rubenstein, MD	1959 Ralph L. Ankenman, MD Philip E. Bently, MD Frank F. Ledford, MD	1970 James J. Anthony, MD
1949 James W. Agna, MD Maxine K. Hamilton, MD Albert W. Schreiner, MD	1960 Frank W. Cianciolo, MD Grant M. Duncan, MD	1971 Louis P. Meiners, MD
1951 James N. Moore, MD	1961 Gerald D. Buckberg, MD William N. Freeman, MD Robert L. Kunkel, MD	1973 John F. Cicmanec, PhD
1953 John F. Cardosi, MD	1962 Edward R. Brown, MD Burton W. Evans, MD James K. Hepler, MD	1975 George A. Schwemlein, MD
1954 Robert H. Gerdson, MD Harold R. Imbus, MD, PhD ('64) William P. Levonian, MD	1963 William R. Applegate, MD James A. Loeffler, MD William R. Rousseau, MD	1976 Joseph G. Sberna, MD
1955 Joseph Lindner, MD Jacques M. O'Hara, MD Harold Sandler, MD Carl M. Sedacca, MD	1964 James W. Alexander, PhD Alan J. Greenwald, MD	1977 Allen G. Peerless, MD
1956 Robert L. Dernlan, MD Francis L. Stevens, MD	1967 Forrest C. Mischler, MD	1979 Robert R. Allingham, MD
1958 Robert B. Arnold, MD Donald J. Schwieterman, MD	1968 Gary T. Kimmel, MD	1983 Thomas R. Smith, MD Timothy J. Zimmer, MD
		1984 Marvin H. Rorick, MD Christopher C. Rowe, MD
		1985 Eugene Aron, MD
		1988 Arch I. Carson, PhD
		1997 Thomas M. Dyehouse, MD
		2006 Ryan L. Bayko, MD

Donations in honor of faculty can be made to the UC Foundation, PO Box 19970, Cincinnati, OH 45219 or online at foundation.uc.edu.

DANIEL DRAKE

..... In 1819, an audacious
and visionary physician, Dr. Daniel
Drake, created the Medical
College of Ohio and Cincinnati
College and later spearheaded
a teaching hospital. Thus
began a bold, 200-year
history of medical innovation.

THIS IS WHERE IT ALL BEGAN.





College of Medicine
 Alumni Affairs Office
 University of Cincinnati
 PO Box 670544
 Cincinnati, OH 45267-0544

Return Service Requested

Non-Profit Org.
 U.S. Postage
PAID
 Cincinnati, OH
 Permit No. 133

next lives here

Four UC College of Medicine graduate students, Marissa Smail, Camille Sullivan, Chrystelle Vilfranc and Paige Balencia Greenwood, (below left to right), have been named fellows with the Yale Ciencia Academy for Career Development. All are pursuing PhDs in the sciences (Sullivan is pursuing an MD/PhD.)

The academy accepted 40 young researchers from across the U.S. to provide opportunities for professional mentorship, networking and other skills designed to make a contribution to their communities through science outreach. In collaboration with Yale University, the focus of the academy is to increase the number of scientists from underrepresented or underserved communities.

Students graduating from the University of Cincinnati work in innovative and impactful ways. As part of the university's strategic direction Next Lives Here, UC grads achieve academic excellence, maintain an innovation agenda and make an impact in urban areas and around the globe.

