

# Cincinnati**Medicine**

UC COLLEGE OF MEDICINE | MEDICAL ALUMNI ASSOCIATION

2018

## **BUILDING A LEGACY**

On hand to inspire and support  
medical student diversity

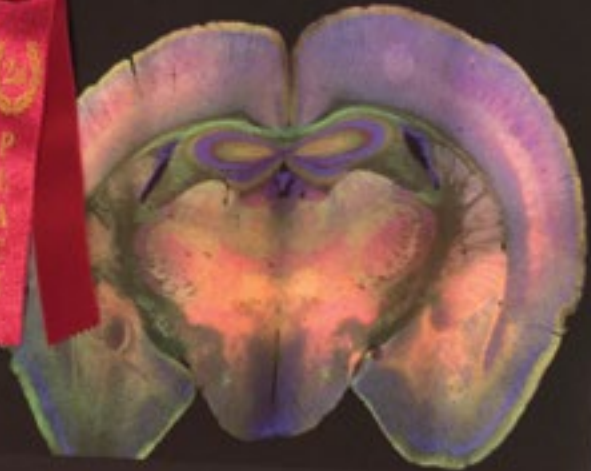




The annual Internal Medicine Research Symposium, hosted during the university's Research + Innovation Week in April, featured an image gallery competition on display in the CARE/Crawley Atrium. The medical image competition was a new addition this year, to foster a positive research culture in the department and the college. The Department of Internal Medicine comprises nine divisions with more than 280 faculty as clinicians, scientists and investigators, and received over \$13 million in new awards for FY17.



Samuel Bushford  
Title: "Who's the Master Communicator?"  
This piece of art represents the communication of the Renal Tubular Epithelial Cells. The uniqueness of this piece is attributable to the various interactions that are captured within this image. The different colors signify different proteins expressed in the membrane of the renal tubular cells, and the intensity represents the level of the specific protein expression. Some receptors reach out to other cells. These proteins are ready to be released into circulation as tubular reabsorption occurs. Live Microscopy Core was used on October 22, 2017 with a Zeiss Axio Research Imager.



Arvin Zhang  
Title: "Slice of Life"  
A P28 mouse brain with fluorescent Nissl stain (blue), an endogenous GFP report (green), and a Tomato fluorescent tagged viral reporter (red). Coronal slice is taken near Bregma -0.80mm. Image was taken on a Nikon A1plus resonant scanning confocal microscope with a 4x NA 0.2 PlanApo objective.  
Basic Research Imager



Dajong Song  
Title: "Specific loc..."  
This image confirms fibers (MYH2b) in MYHPC2 in skeletal muscle. This picture was taken with fluorescence microscopy.  
Basic Research Imager

# From THE DEAN

**A**s we count down to our 200th birthday as a college of medicine in January 2019, we have already had a year of many milestones to start the celebrating as well as many reasons to be excited about the future for the doctors leaving our classrooms and clinics.

On May 19, we graduated our 200th class of physicians since our inaugural commencement in 1821 (there were no graduation exercises in 1823, but two were held annually during the war years of 1862, 1863 and 1943). This is an accomplishment only six other medical schools in the U.S. have achieved and is symbolic of our resiliency and ability to innovate medical education and patient care over nearly two centuries. At this year's Honors Day, we also were proud to welcome back Christopher Cooper, MD, a 1988 alumnus and current dean of medicine at the University of Toledo, as our keynote speaker.

We continue to honor the past and grow toward the future with new awards and scholarships to help recruit under-represented minorities to our college. This issue's cover profile is of Alvin Crawford, MD, emeritus professor of orthopaedic surgery, whose achievements as a longtime college leader here at UC are celebrated. He has and will continue to pave the way for new students with his diversity-focused scholarship and be a superb role model for all.

Our featured story inside pulls back the curtain on a key challenge for any medical center—how to manage physician wellness and avoid burnout. Through partnerships with our residency program, the Center for Integrative Health and Wellness and caring compassionate physician-educators, we are integrating new tools for budding physicians to assess and manage their own limits and provide

resources for them when they are needed.

We are excited by the recent transformation of our Department of Neurosurgery, which last year was brought back into the College of Medicine. Since assuming the role as chair of the Department of Neurosurgery last summer, Joseph Cheng, MD, has been working to grow his academic and clinical team. He has recently hired four faculty with expertise in the areas of brain tumor, cerebrovascular, spinal and functional neurosurgery, rounding out Cheng's specialty in all aspects of spinal surgery, including treatment for degenerative disease, deformities, trauma, tumors and spinal cord injury.

With an incredible past, our future—while not without the significant challenges facing most medical schools today—is also bright. At the request of

President Neville Pinto, however, I will step down Aug. 1 as dean and senior vice president for health affairs so he can select a new dean to lead the college into its third century. It has been a great pleasure and the highlight of my career to serve this college as dean. Together, the faculty, students, alumni, staff and supporters of the College of Medicine have accomplished much and made great strides in preparing for an even better future. I am honored to have been a part of it and thank everyone for the support you have shown.

## **William S. Ball, MD**

Senior Vice President for Health Affairs  
Christian R. Holmes Professor and  
Dean, College of Medicine

On May 19, **we graduated our 200th class**... This is an accomplishment only six other medical schools in the U.S. have achieved and is symbolic of our **resiliency and ability to innovate** medical education and patient care **over nearly two centuries**.





# CincinnatiMedicine

*Cincinnati Medicine* is published for University of Cincinnati College of Medicine alumni and friends by the University of Cincinnati Academic Health Center Office of Development and Alumni Affairs.

©2018, University of Cincinnati College of Medicine

**ASSISTANT VICE PRESIDENT FOR DEVELOPMENT, UC COLLEGE OF MEDICINE AND UC HEALTH**

Kim Francis  
(513) 558-3438

**ASSOCIATE DIRECTOR FOR ALUMNI RELATIONS, COLLEGE OF MEDICINE**

Mary Jo Philhower  
(513) 558-6316

**EDITOR**

Alison Sampson

**CONTRIBUTING WRITERS**

Angela Koenig  
Amanda Nageleisen  
Katie Pence  
Richard Puff  
Cedric Ricks  
Alison Sampson

**PHOTOGRAPHY**

Colleen Kelly

To submit class notes or correspondence, change address or unsubscribe:

University of Cincinnati Academic Health Center  
Development and Alumni Affairs  
PO Box 19970  
Cincinnati, OH 45219-0970

<b>Voice</b>	(513) 558-5646
<b>Web</b>	med.uc.edu
<b>Email</b>	comalum@uc.edu





Alvin Crawford, MD, professor emeritus of orthopaedic surgery, works with medical students Diana Sarfo and Tahsin Zaman in the gross anatomy lab. *Story: page 20*

## Every Issue

- 1 From the Dean
- 4 Lab Notes
- 26 Class Notes
- 27 In Memoriam

**ON THE COVER:** Alvin Crawford, MD, professor emeritus in the Department of Orthopaedic Surgery, advises medical students Rachel Powell and Amanda Ojugbeli in the gross anatomy lab. With the establishment of the Alvin H. Crawford, MD, and Alva Jean Crawford Endowed Medical Student Scholarship Fund, he hopes to attract bright, diverse students to pursue medicine.

**FACING PAGE:** Jeremy Liebman, a 4th-year resident in emergency medicine, participates in a yoga class at the UC Medical Center open to residents, medical students and staff. The Emergency Department Wellness Initiative, which offers group exercise, volunteer and social outings, is one of many ways the college is working to focus on physician wellness and resilience.

## Features:

### 8 Learning to Stress Less

Working with residents, students and faculty to better understand and teach the tools of resiliency, to mitigate physician fatigue and avoid burnout.

### 12 Seeing the Big Picture

Pediatric radiologist Susan Braley, MD (Med '86), pairs passion for the visual with desire to work with youth.

### 14 Gone Viral

It was a medical bestseller that really drew student Pablo Alarcon into medicine and the study of infectious diseases.

### 18 Distinguished Alumni

Each year, the Alumni Association honors MD graduates for outstanding achievements.

### 20 Body and Soul

A pioneer in his field, Alvin Crawford, MD, hopes to inspire and support medical student diversity with the establishment of the Alvin H. Crawford, MD, and Alva Jean Crawford Endowed Medical Student Scholarship Fund.


### 24 Bearcat Bloodlines

Meet the Kindels and the Wladeckis—these multiple generations of MDs have Bearcat in their blood.

## Certain Antidepressants More Effective in Treating Youth Anxiety, Analysis Shows

For children and adolescents who require medication to treat anxiety, there are two primary classes of antidepressants that are prescribed: selective serotonin reuptake inhibitors (SSRIs) and selective serotonin-norepinephrine reuptake inhibitors (SNRIs). A meta-analysis by UC researchers published in the *Journal of the American Academy of Child and Adolescent Psychiatry* shows for the first time that SSRIs may be the more effective option.

Led by Jeffrey Strawn, MD, associate professor in the Department of Psychiatry and Behavioral Neuroscience at the UC College of Medicine, researchers from psychiatry and the Lindner College of Business compiled data from nine existing randomized controlled trials, then created a model to examine two things: how quickly the patients got better



Jeffrey Strawn, MD, associate professor in the Department of Psychiatry and Behavioral Neuroscience with Lindner College of Business researchers Beau Sauley and Jeffrey Mills, PhD

and by how much.

The models showed that with SSRIs, compared to SNRIs, the patients saw faster and better improvements overall, and, that patients started to see improvements from medication after two weeks, with the more significant improvement

occurring in the fourth week of treatment. Strawn says they looked at the impact of medication dosage amount and found that the higher dosage amount didn't necessarily affect how much the patients improved, but it did affect how quickly they got better. ■


## Environmental Factors May Trigger Lupus Onset and Progression

While genetics play a role in the development of lupus, so do environmental triggers, such as particulates in air pollution and ultraviolet light, explains Gaurav Gulati, MD, a physician-researcher in the Division of Immunology, Allergy and Rheumatology.

In a literature review in *Seminars in Arthritis and Rheumatism*, Gulati concluded that while there is a genetic predisposition for the disease, it is not the sole cause. Researchers studying this autoimmune disease have identified a triad relationship of one's genome (genetic background); epigenome (how genetic material is modified over a lifetime); and exposome (the environmental

factors individuals are exposed to over time).

Looking at lupus occurrence in identical twins found that clinical manifestation of the disease occurred in both siblings



Gaurav Gulati, MD

only 24 percent of cases. It's more likely that genetic risk factors along with environmental influence play a pivotal role in lupus development. Ultraviolet radiation from sunlight exerts toxic effects on the skin triggering flare-ups, while particulate air pollution, especially from diesel vehicular exhaust, can also potentially worsen the condition.

Lupus affects 1.5 million people in the U.S., with women and African-Americans disproportionately impacted by the disease. It can cause inflammation, swelling and damage to joints, skin, kidneys, blood, the heart and lungs and in severe cases can be fatal. ■

## Bariatric Surgery Can Lower Cancer Risk

Severely obese patients who undergo bariatric surgery lower their risk of developing cancer by at least a third, according to a large retrospective cohort study led by Daniel Schauer, MD, associate professor in the Division of General Internal



Daniel Schauer, MD

Medicine.

The study included patients in the western United States, predominantly

female (80 percent), and found that bariatric surgery was associated with a 33 percent lower risk of developing any cancer, especially obesity-associated cancers including postmenopausal breast cancer, endometrial cancer, pancreatic cancer and colon cancer.

Published in *Annals of Surgery*, the study showed the greatest benefit among women and the development of obesity-associated cancers. The risk of postmenopausal breast cancer dropped by 42 percent and the risk for endometrial cancer dropped 50 percent in severely obese patients. Colon cancer risk dropped 41 percent while the risk of pancreatic cancer was lowered by 54 percent. The study found no significant association between bariatric surgery and cancer risk among men. ■



## Significant UC-Led Pathology Study Could Bring About Strategies to Increase ‘Good’ Cholesterol

After decades of attempts to identify the structure of the main building block of HDL (high-density lipoproteins), the so-called “good” cholesterol

that associates with protection from cardiovascular disease, a research team representing eight academic institutions across the U.S. and Australia has

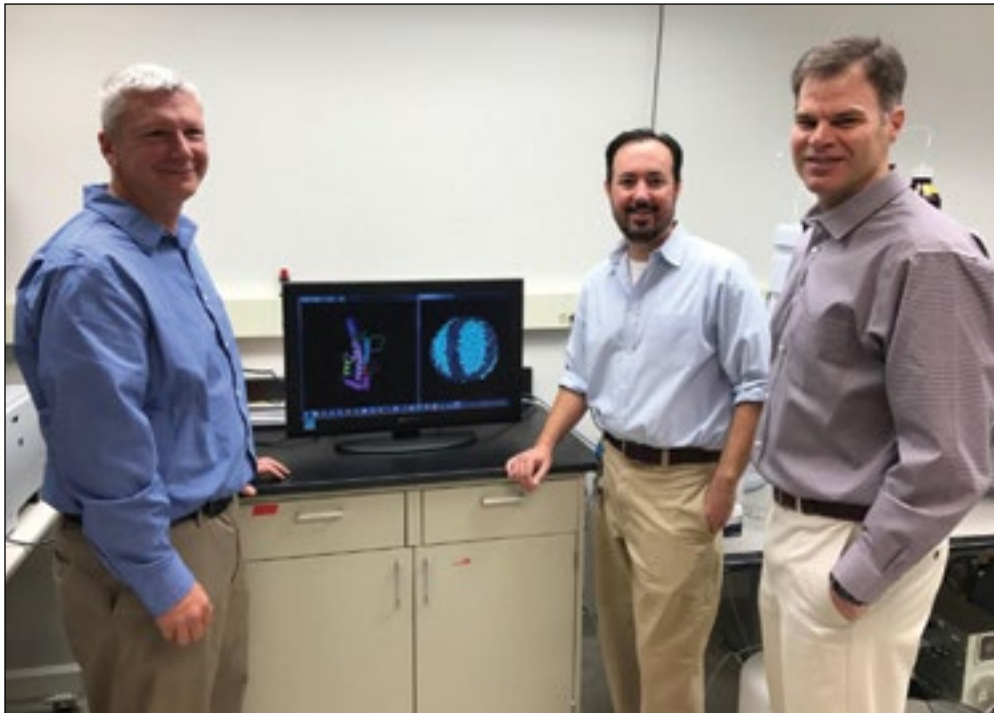
come to agreement on a predictive model.

Their study, “A Consensus Model of Human Apolipoprotein A-I in its Monomeric and

Lipid-Free State,” was published in the journal *Nature Structure and Molecular Biology*.

Corresponding author on the study Sean Davidson, PhD, professor and vice chair in the Department of Pathology and Laboratory Medicine at the UC College of Medicine, and lead author John Melchior, PhD, a UC postdoctoral fellow, organized a working group of leading lipid structural biologists to attack a fundamental issue in the field of fat metabolism.

The researchers combined data from a variety of indirect experimental techniques from different laboratories to develop a consensus model to come up with a definitive insight into apoA-I structure. While LDL is well understood, the biology of HDL has been more elusive, and this has complicated the development of HDL targeted drugs, says Davidson. The authors say this work will give researchers tools to propose and test new hypotheses on how HDL is generated. ■



UC researchers (left to right) Tom Thompson, PhD, professor of molecular genetics, John Melchior, PhD, a postdoctoral fellow, and Sean Davidson, PhD, professor and vice chair of pathology

## Filak Named Interim Senior Vice President for Health Affairs and College of Medicine Dean

UC President Neville Pinto has named Andrew Filak Jr., MD, to serve as the interim senior vice president for health affairs and dean of the College of Medicine effective Aug. 2, 2018. Filak has served in this capacity once before, when he was the college’s interim dean in 2010-2011.

With over three decades of experience at the UC College of Medicine and the Academic Health Center, he currently serves as senior associate dean for academic affairs in the College of Medicine and vice president for education for UC Health.

As senior associate dean, Filak’s responsibilities have included oversight of the Offices of Medical Education, Student Affairs and Admissions, Graduate Medical Education, and Continuous Professional Development. He serves as the designated institutional official for Graduate Medical Education for UC Medical Center and the College of Medicine. He holds academic appointments as professor of Family Medicine and of Medical Education.

Filak continues to practice family medicine, teach medical students and residents, and serve on many national, state and university committees. In May, he received the Daniel Drake Medal, the college’s highest honor. ■



Andrew Filak Jr., MD, with medical students

# NEXT GENERATION NEUROSURGEONS

**The need to seamlessly connect patients, physicians and staff for high quality clinical care based on advancements in research and education is critical.**

As a result, in 2017 the Department of Neurosurgery fully integrated within the UC College of Medicine and UC Health. Joseph Cheng, MD, named UC's Frank H. Mayfield Chair of Neurological Surgery, is growing the department's academic program, and advancing the future of neurosurgery in the region through expansion of nationally recognized expertise and research across the UC Gardner Neuroscience Institute.

The college recently hired four nationally and internationally renowned faculty with expertise in the areas of brain tumor, cerebrovascular, spinal and functional neurosurgery, rounding out Cheng's specialty in complex and advanced spinal surgery, including treatment for degenerative disease, deformities, trauma, tumors and spinal cord injury.

"As an academic center, we need to build a comprehensive faculty team to serve not only our patients in the region, but also the other physicians and surgeons who rely on a tertiary level I center such as at UC. We have both experienced leaders as well as the best and brightest of the next generation of neurosurgeons who are working ambitiously to improve the outcomes and care of patients through research and education," says Cheng.

New faculty clinicians joining the UC neurosurgery team include **Nicholas Marko, MD**, *(pictured)* associate professor and director of the UC Brain Tumor Center. ■





# Learning To Stress Less

BY ALISON SAMPSON

## Near the peak of one of the worst flu seasons in a decade,

a group of UC residents sit in conference among large containers of Chinese food and discuss changes to their assignments; because UC Medical Center is so busy, residents have been informed they will be increasing their patient load.

As the meeting ends, the door swings open, and a sudden positive reaction is audible as a throng of therapy dogs trot through.

As the dogs stop floor to floor, you can see the stress lift for just a moment off faces of residents and attendings—replaced with smiles, cuddles or even a quick pat on the head before returning to phone calls and piles of paperwork.

The midday visit of therapy pets was arranged by Amy Bunker, whose job it is to have her finger reading the pulse of the UC Medical Center's 658 residents at all times. And lately, a big part of that job has been focused on incorporating tactics and resources to build resiliency among resident physicians.

"It's been a rough week for them, and this is a nice surprise," says Bunker, PhD, associate professor in the Department of Medical Education, who serves as the assistant Designated Institutional Official for the residency program at the hospital.

The pet visits are just one way the college is working to provide wellness and stress management while also equipping future doctors with tools to

manage resiliency, avoiding burnout and fatigue as they build their careers.

"The idea that you have chosen a profession that by definition is stressful, your tool is resiliency—how do we teach you that resiliency? We didn't used to know that resiliency was a skill that could be taught; it was just believed some people had it and some people didn't, and now we know that you can actually increase that capacity in anyone," explains Bunker.

"So we are creating programs and pathways that will build that capacity."

Once a month, you'll find Bunker floating between her office and the hospital cafeteria, among stacks of boxed salads and sandwiches for resident appreciation lunch, as she tucks a free ticket or two into the white coat of a resident.

"With some trainees off only one night in seven, tickets to a sporting event can be a big deal," she says. "It also helps us showcase Cincinnati to many residents who are new to the city."

Little perks like concierge services for dry cleaning or oil changes, as well as designated places to get a quick healthy snack or a nap—can go a long way.

Residents cite networking events, gratitude dinners and spouse and minority house associations as appreciated opportunities for them to connect with their peers after hours.

"It's rare to get to see each other outside the hospital setting; so to get away from work and talk is nice," says Matthew Kurian, MD, first-year resident.

"They always encourage us to spend time together," says Maria Seymour, DO, also a first-year resident. "They make themselves available, always make sure we abide by our hours... If we are here for too long, they make sure we get a break

of at least eight hours. Yes, it's tough, but everyone wants to help."

While UC Medical Center has offered some of these programs and resources, as of July 2017, sections on well-being were written into the common program requirements by the Accreditation Council for Graduate Medical Education (ACGME). New requirements address well-being and fatigue mitigation in particular.

Sian Cotton, PhD, professor at UC and director for the Center for Integrative Health and Wellness (CIHW) and UC Health Integrative Medicine, sees it as a critical facet of training medical professionals.

"Physician and provider burnout is at an all-time high and is a national crisis. It is



Amy Bunker, PhD






# Reflecting on the balance

## ONE PHYSICIAN'S MESSAGE TO FIRST YEAR STUDENTS

**THE BALANCE OF SELF-CARE WITH CARE FOR PATIENTS** is something that Robert Neel, MD, an associate professor of neurology and rehabilitation medicine, encouraged when he gave the keynote to 173 incoming first-year medical students at their White Coat ceremony on Aug. 11, 2017:



ROBERT NEEL, MD (MED '00), IS THE 2018 HEALTH CARE HERO FOR PATIENT EXPERIENCE, NAMED BY THE *CINCINNATI BUSINESS COURIER*. HE IS DIRECTOR OF THE UC HEALTH COMPREHENSIVE ALS CLINIC.

*Neel cares for patients with amyotrophic lateral sclerosis (ALS)—a journey laden with hard conversations and difficult treatment options.*

“ALS is a progressive neurodegenerative disease. The disease is universally fatal. There is no cure. And I am asked by my peers multiple times: ‘How do you do this? Don’t you get depressed? Doesn’t this take a toll on you? How do you do it day in and day out?’

“I really reflected on this, and I thought about a concept that helped me in my day-to-day practice. So, what I want to share with you is a concept called care endurance.”

*Neel compares it to training for a marathon.*

“You don’t go running 26 miles without slowly and gradually building up to it. It is the same in health care. We have to slowly and continually increase our exposure to the disease and the people we care for. See your patients as much as possible and talk to them, and see them in more than one setting, including home visits. Be willing to go into tough situations even when you are afraid. Have tough discussions. Be uncomfortable and be willing to cry. It’s definitely OK to cry.”

*Neel also says to acknowledge one’s need for a “selfishness quota.” It’s the realization that everyone has a need for attention, rest and pleasure, even care providers.*

“Do not regret spending time with family. Do not regret spending time with friends. Don’t regret exercising. Don’t regret being in the garden. Don’t regret great meals. Don’t regret vacations. Don’t regret a great bourbon, and don’t regret reading a non-medical book. These are all life’s pleasures, and these are the rest periods between the long distance runs you will face as you go through this medical life.”

*Neel finds humor to be another great coping mechanism.*

Find laughter in the mundane and in the small things, and allow your patients to share their own humor with you. Without laughter, I would not survive during the day.”

*Another point is the importance of talking to peers in health care and supporting each other.*

“Marathoners support and cheer each other on along the run, and so should we.” ■

**“Don’t regret exercising.  
Don’t regret vacations.  
Don’t regret a great  
bourbon, and don’t regret  
reading a non-medical  
book. These are all life’s  
pleasures, and these are  
the rest periods between  
the long distance runs you  
will face as you go through  
this medical life.”**



garnering attention from all major health care organizations, including AAMC, ACGME, and rightly so," she says.

"With up to 50 percent of physicians reporting burnout, it is critical that we get ahead of the curve and prevent it, including, amongst other organizational and work unit strategies, building individual tools in our toolbox for wellness, routine stress reduction, healthy eating, movement/exercise and connectivity.

"The earlier we do this for our trainees, in medical school, the better we will be in creating a healthier workforce for the future."

The CIHW works with the student affairs office regularly to host massage, acupuncture, mindful meditation moments and food as wellness classes.

### Screening for Self-Awareness

One new tool available for both UC faculty and trainees is a Well-Being Index, an anonymous online self-assessment tool. Developed by the Mayo Clinic and adopted by institutions and health care systems, the tool can predict risks toward fatigue, depression and burnout among other factors.

"It is completely customized, personalized and confidential," says Bunger.

"They do their own screening, and they get their own score report; it gives them resources, websites, reading lists, tools and strategies for however their results present—totally customized to the individual."

While confidential, it does provide

**"With up to 50 percent of physicians reporting burnout, it is critical that we get ahead of the curve and prevent it.... The earlier we do this for our trainees, in medical school, the better we will be in creating a healthier workforce for the future."**

**Sian Cotton, PhD**

Professor and director, UC Center for Integrative Health and Wellness

composite anonymized data to UC Medical Center to serve as a form of needs assessment for the institution.

Cotton says that while teaching trainees is essential, it's also important for faculty to model this healthy behavior and self-care.

"We have initiated a variety of programs via the Center for Integrative Health and Wellness, including faculty facilitator trainings that focus on self-care and reflection with the use of mind-body skills in a supportive group environment," says Cotton.

The center has also worked with the office of student affairs and UC Health to provide integrative health and wellness options for medical students, such as free acupuncture group sessions, a quiet "Wellness Room" for meditation and reflection, and most recently have incorporated weekend Student Wellness Retreats in collaboration with Turner Farm, an organic farm with a state-of-the-art teaching kitchen.



Student Wellness offers free auricular (ear) acupuncture sessions by UC Health-trained practitioners in collaboration with the Center for Integrative Health and Wellness.

### When Stress Takes Its Toll

Research has shown that mounting levels of stress can manifest itself into physical illness, even disease. James Herman, PhD, Donald C. Harrison Professor of Psychiatry and Behavioral Neuroscience, studies the biology of stress. He says while stress is normal function of the body, there are times it becomes unhealthy and then loses its effectiveness.

"The body is designed to mount responses that are appropriate to meet the different circumstances we have ... and it can be good stress, that is, a physiological response to things that bring us enjoyment," he says.

"Where it becomes bad is when we get to the point where we can't shut off the response, we can't control it, and the stimulus that's driving the response becomes potentially damaging to the body."

Fortunately, humans have the capacity to adapt to even chronic stress, largely through neuroplastic events in the brain. "Through interventions, we can help people effectively rebuild their brains from chronic stress, using non-invasive methods such as mindfulness, meditation or exercise."

Herman says that in animal models, his neurobiology lab has found that pleasurable activities can activate reward pathways in the brain and block potential harmful stress reactions.

In humans, that can mean eating food we enjoy, listening to music, or going for a walk.

"Even doing something that you like is likely to have remarkable buffering ability," says Herman. ■



# Seeing the Big Picture...

Radiology faculty pairs passion for the visual with desire to work with youth

BY KATIE PENCE





## It was a mentor WHO FIRST POINTED OUT THAT SUSAN BRALEY WOULD BE PERFECT FOR RADIOLOGY.

“Pediatric Radiologist Robert Kaufman, MD, convinced me to make the switch (from pediatric to radiology residency),” says Braley, MD, assistant professor in the Department of Radiology and a UC College of Medicine alumna (’86).

He noticed her visual skills, understanding of anatomy and love for photography—all which would make her a natural fit for radiology. “At first, I didn’t want to, but he spent a lot of his time mentoring me, and I was impressed with how much I enjoyed what he was doing.”

Braley, now the section director of musculoskeletal radiology at the College of Medicine and an adjunct faculty member in sports medicine, works closely with Bob Mangine, senior associate athletic director of medical services for UC football and men’s basketball and others, helping to image and create a care plan for student athletes with broken bones, sprains and tears.

Not to mention, she provides a listening ear and shoulder to cry on for her “kids” when needed.

Pediatrics seemed like a natural fit for Braley, as she loved working with kids, and it was experiences with her own children that led her to caring for bigger kids—collegiate competitors.

“My daughter became very involved in the ballet program at Cincinnati College-Conservatory of Music Prep,” she says.

“When she injured her ankle in the spring of 2010, we were referred to UC Sports Medicine for her treatment with Dr. (Angelo) Colosimo, associate professor of orthopaedic surgery and sports medicine physician, and I met Bob Mangine in the training room when she started physical therapy.

“I also starting working with Dr. Jon Divine, professor of orthopaedic surgery at the UC College of Medicine and medical director of UC Athletics. In 2014, my son had a serious back injury doing gymnastics, and we followed the same treatment path. I was in the training room so much with both kids that they started asking me to look at images while I was there, and not long after, I found that I liked what I was doing so much that I wouldn’t mind helping them out on weekends as well.”

Braley says from there, everything just fell into place.

“I was given a sideline pass for the football field, met with the sports medicine staff, including Dr. Divine, and they have always treated me as one of the team,” she says. “One of the things that makes our relationship unique is that we communicate with all care providers for the athletes. We get great medical histories that help us understand the images better (often from the trainer and the athlete), and we are better able to treat and follow



the care of athletes. I guide them through the complicated world of imaging and help athletes get the best test and results and help them decide if any other imaging is needed. Athletes get fast care and immediate results, and treatment decisions can be made within a few hours.”

Besides the day-in and day-out care of UC athletes, Braley is also working to improve the treatment of athletes at all levels, as well as members of the general public, through her involvement with innovative clinical research.

Her latest study, one that she believes could save the careers of athletes everywhere, is exploring the use of a regenerative biological treatment to repair torn tendons.

“It is a collaboration between the UC College of Medicine, UC Health and UC Athletics,” she says. “If this trial, which is currently in the preliminary stages, truly works in the way we think it will, this could be the first beneficial treatment for jumper’s knee—this could change the lives of athletes everywhere.”

And Braley has not abandoned her camera or her love for photography when she hits the reading and training rooms.

“I still love taking photos, and I often capture really special moments our athletes appreciate,” she says, adding that she’s put together photo books for seniors to remember their time playing at UC. “I’m really kind of a ‘football dunce’—you’d think I’d learn some of the rules with as much as I’m around the game—but I’ll happily snap pictures and tend to imaging injuries instead.” ■



# Gone Viral

## Medical Bestseller Drew Him to Medicine

AS A CHILD, Pablo Alarcon dreamed of becoming an astronaut.

But as a teenager, once he read Richard Preston's 1994 non-fictional thriller, *The Hot Zone*, he thought a career in medicine might be his true calling.

"It made me very interested in medicine and I thought this is really cool," says Alarcon, a second-year medical student at UC working toward a dual medical and doctoral degree (MD/PhD) as part of the Medical Scientist Training Program. "This was something I could really see myself doing."

Preston's work is based on a true story that took place in the 1980s following an outbreak of the Ebola virus in monkeys in a laboratory located in Reston, Virginia. The book also provided background on other infectious disease-linked outbreaks in Africa and how these occurrences put human populations at risk.

Alarcon, 22, of West Chester, Ohio, also had a role model closer to home. His father was a physician working for a

mining company in their native Peru. Alarcon's family moved to the United States when he was 6 and he grew up in the Tristate, graduating from Lakota West High School.

Straight out of high school, Alarcon began interning in a laboratory at Cincinnati Children's as part of the Biomedical Research Internship for Minority Students. His mentor was Julio Aliberti, PhD, a former Cincinnati Children's researcher and UC pediatrics faculty member, who is now at the National Institutes of Health in Bethesda, Maryland. Over the course of two summers, Alarcon worked on various projects, ranging from the effects of Lipoxin on nematodes and cerebral malaria to IL-15 significance in development of dendritic cells in the gut.

While an undergrad at Ohio State, Alarcon also spent time in the lab studying leishmaniasis, a parasitic disease transmitted by sandflies that can be fatal if left untreated. Alarcon was interested in leishmaniasis because of its impact on tropical communities,





including his native Peru.

These research experiences, along with a visit to the Centers for Disease Control and Prevention in Atlanta, convinced Alarcon that he wanted a career in medicine focused on public health concerns.

Alarcon's experience at Cincinnati Children's and access to the College of Medicine as an undergrad convinced him to eventually become a Bearcat.

"Everyone in the College of Medicine just seems so genuine in helping each other out. The students went out of their way to get to know us. They sat down and ate meals with us and they took us out. It was a collaborative environment.

"That just seems like the best way to do science and medicine, through collaboration, and that is what convinced me this is the way I want to go," says Alarcon.

Tim Le Cras, PhD, associate director for admissions in the Medical Scientist Training Program, says Alarcon was one of 10 students admitted to the program which offers a full-tuition scholarship, generous stipend and health insurance for MD/PhD students generally referred to as 'physician-scientists'.

"When Pablo interviewed for our highly competitive MD/PhD dual degree program, he impressed us immensely," says Le Cras, also an associate professor of pediatrics at UC and researcher at Cincinnati Children's. "His academic credentials were stellar. In his interview Pablo was very articulate, poised and confident."

"Our MD/PhD program puts great emphasis on recruiting outstanding students who have a strong potential to develop into physician-scientists leaders who will have a very major impact on their patients and medicine," says Le Cras. ■

### Health Disparities That Hit Close to Home

Alarcon says he feels pretty "Americanized" but remains very proud of his Peruvian roots. He says access to health care, while not perfect in the United States is still much better than in many developing nations. It's a fact brought home with a family tragedy.

"I had an aunt and she had a son who was 2 weeks old and he got very ill," says Alarcon. "She lived in the jungle of Peru far from Lima. The doctors prescribed the medication but it wasn't available there. In fact, it wasn't available in Peru at all. The only place you could get it was in the states.

"So she called my dad and asked was there any way [he] can get it. But during the time it took to figure it out, customs and stuff, unfortunately the boy, my cousin, passed away. I never knew him."

"Health and inequality has stuck with me," says Alarcon. "I could see myself marrying my passion for infectious disease with a desire to ease health inequalities."

# Providing Light in a Dark Moment

## C-STARS Fellow Put Her Training to Work in Las Vegas Tragedy

Air Force Maj. Stephanie Streit, MD, decided in elementary school that she wanted to practice medicine.

After receiving her medical degree from UC in 2010, she completed her general surgery residency at the Medical University of South Carolina. Streit then chose to return to the UC Medical Center for her trauma surgery fellowship so that she could work alongside C-STARS (the Center for Sustainment of Trauma and Readiness Skills), a joint program between UC Medical Center and the Air Force offering training for military medical personnel in the areas of trauma and critical care.

Now a trauma surgeon at University Medical Center of Southern Nevada (UMC), that training served Streit well the night of Sunday, Oct. 1, 2017, when 58 people were shot and killed, and hundreds more were injured, after a sniper opened fire into a crowd gathered outside a Las Vegas hotel at a country music concert.

As Nevada's only Level I Trauma Center, UMC treated the injured. Although Streit was off work that night, she rushed to the hospital as soon as she learned of the shooting.

Streit spoke with *Cincinnati Medicine* in the days following the shooting:



Streit was interviewed by national media, including CNN.

BY AMANDA NAGELEISEN





### What was it like at UMC on that Sunday night?

Sunday night was a controlled chaos. We have an 11-bed Trauma ER in our trauma center that was overflowing with patients. Three patients were already in the operating room. I was told that since the Trauma ER was too full, patients were going to the PACU (Post-Anesthesia Care Unit), the designated overflow area. I took over that area. There were 11 patients there when I got there, and I got straight to work.

### How clear an understanding did you have of just what had occurred?

I had no idea the extent of the events on the ground. I just took care of the patients that came to me. Once things started to settle and the patients were stabilized, then I started to notice the televisions that were on. I turned off all the TVs in the patient care areas because I didn't want anyone to have to hear anything they weren't ready for.

### What have you learned about yourself by handling the patients that evening?

I have learned that my training had me prepared for more than I even realized. Even when I was simultaneously working up 12 patients, I never felt overwhelmed or like I couldn't handle it. If anything positive has come from this experience for me personally, it's the knowledge that I am stronger and more capable than I gave myself credit for. My threshold for tolerating adversity and caring for a high volume of complex trauma patients is higher than I realized, and my confidence in my ability to serve in a deployed setting is solidified.


### What one thing from that night do you think will stay fresh in your memory?

The patients. Especially the few patients that I actually had to do a procedure for or operate on, I don't think I'll ever forget them. We met on the worst day of their lives. I hope that I served as a tiny sliver of hope to them during this really dark time. I'll carry each one with me as I go forward in my career. ■

“...my training had me prepared for more than I even realized.”

## advice for medical students

**Work hard, but remember to be a human being.** I treated about 20 patients Sunday night but only three of them needed any kind of procedure. The other 17 needed a caring person to hold their hand and provide them comfort in their darkest time. Much of medicine and surgery is not science, it's love and caring. So invest in your relationships, have hobbies, get some sleep, exercise, do things that make you laugh, and be present. Your patients need your heart as much as they need your brain and your hands.



President Trump and First Lady Melania Trump (back, center) visited the trauma team at the University Medical Center of Southern Nevada, in the days following the Las Vegas tragedy. Stephanie Streit is immediately to left of the president.



*“Jay Johannigman (MD, professor of surgery and director, UC Institute for Military Medicine and Col. U.S. Army, above, seen working with students at UC's Center for Surgical Innovation) has been my mentor since I was a first-year medical student at UC. In addition to teaching me about surgery and the care of the trauma patient, he taught me about mental toughness and perseverance. He sent me a message of support from Afghanistan Monday afternoon, and it meant the world to me.”*

**E**ACH YEAR the College of Medicine Alumni Association recognizes outstanding alumni through the Distinguished Alumni Awards. The award recognizes MD graduates of the University of Cincinnati College of Medicine for achievements in the areas of basic research, education, clinical care, health service administration and public and/or civic duties. This year's winners were recognized at the 2018 Reunion, held in April.

## DISTINGUISHED ALUMNI

**David Crawford, MD**



Researcher-physician E. David Crawford, MD, has devoted his career in medicine to educating the public about men's health issues and finding effective techniques and procedures to address prostate cancer, the most common malignancy affecting men in the United States.

A 1973 graduate of the College of Medicine, Crawford is a professor of surgery, professor of radiation oncology and head of the section of urologic oncology at the University of Colorado Anschutz Medical Campus in Denver.

An active clinician, researcher and educator, Crawford has received more than 95 research grants advancing the diagnosis and treatment of prostate cancer, including metastatic and hormone refractory, along with benign prostatic hyperplasia, advanced bladder cancer and other areas of urological infection and malignancies.

Crawford has authored or co-authored more than 600 published articles, contributed to 100 educational books and provided more than 1,100 educational talks for patients and physicians. In an effort to raise public awareness about prostate health, Crawford in 1989 founded the Prostate Conditions Education Council

CONTINUED, NEXT PAGE, TOP SECTION

**Bruce Smoller, MD**



Bruce Smoller, MD, is considered an international expert in dermatopathology. Some might say he's the Sherlock Holmes of skin because of the microscopic observations he and his colleagues make to diagnose and treat ailments of the human hide.

A 1983 graduate of the College of Medicine, Smoller is currently serving his fourth year as chair of the Department of Pathology and Laboratory Medicine at the University of Rochester Medical Center. Under his tenure, the department annually performs more than 7.6 million clinical lab tests, is responsible for more than 185 autopsies, oversees 138,000 anatomic pathology specimen exams and conducts basic, clinical and translational research studies at its FDA-compliant central laboratory.

Smoller has a deep sense of the opportunities and challenges facing pathologists and the medical centers that train them. Some of that perspective results from Smoller's term as executive vice president and secretary-treasurer for the 10,000-member United States and Canadian Academy of Pathology (USCAP).

His tenure at USCAP, among the most prestigious providers of continu-

CONTINUED, NEXT PAGE, CENTER SECTION

**Eric vanSonnenberg, MD**



Throughout his career Eric vanSonnenberg, MD, has stayed in the vanguard of innovation in radiology and interventional radiology, a rapidly advancing field tasked with using technology to diagnose and treat an array of ailments and disease. He has created many catheters, needle systems and devices in the field of interventional radiology. He is board certified in both internal medicine and radiology.

A 1973 graduate of the College of Medicine, vanSonnenberg holds dual academic appointments, serving as a professor of radiology at the University of Arizona College of Medicine and David Geffen School of Medicine at UCLA. He's also on faculty at Arizona State University as part of the Emeritus College, and is currently a theology student in the Masters of Divinity program at the Phoenix Seminary.

vanSonnenberg has been on faculty at Harvard Medical School, the University of Texas in Galveston and the University of California in San Diego. He has held leadership positions at health systems, including chairman of radiology at St. Joseph's Hospital and Medical Center in Phoenix, chief of radiology at Dana Farber Cancer Institute in Boston, and chairman at the

CONTINUED, NEXT PAGE, BOTTOM SECTION



**DAVID CRAWFORD, MD** *(continued)*

(PCEP). The non-profit organization is comprised of a consortium of leading physicians, health educators, scientists and men's health advocates. PCEP's advocacy for free or low-cost prostate screening has affected the lives of millions of American men. He currently chairs the PCEP.

Crawford is an active member of many national and international organizations, including the American Society of Clinical Oncology, American Urological Association (AUA), and the American Association for the Advancement of Sci-

ence. Within the AUA, he is a member of the Committee to Study Urologic Research Funding and the prostate cancer clinical trials subcommittee. Crawford currently serves on the board of governors, the Genitourinary Cancer Committee, and the scientific advisory board of the Southwest Oncology Groups.

Crawford's involvement in the national prostate cancer arena has been widely recognized. He has received many honors and awards, including the CaP Cure Annual Award for Scientific Presentation in 1999. In 1997, he was presented

with a "Freddie Award" at the AMA International Health and Medical Film Competition for the program, *ITV: The Cutting Edge Medical Report (Prostate Cancer: Understanding, Diagnosing, and Defeating)*, which Crawford hosted with special guest, retired General Norman Schwarzkopf.

Crawford again won a prestigious "Freddie Award" this year. He is a member of Best Doctors of America and was named Healthcare Provider of the Year in the Denver Metro area by the *Denver Business Journal*. ■

**BRUCE SMOLLER, MD** *(continued)*

ing medical education for pathologists, occurred while Smoller held faculty posts at both Georgia Regents University and the Emory University School of Medicine. Smoller's career has also canvassed medical schools affiliated with Harvard, Stanford and Cornell. Smoller enjoyed a seven-year tenure at the University of Arkansas where he chaired the pathology department and was bestowed the Aubrey J. Hough Jr. Endowed Chair.

Smoller belongs to a number of

professional organizations, including the American Society of Dermatopathology, where served as a previous president and board member; the American Society of Clinical Pathologists; and the College of American Pathologists. He spent five years as editor-in-chief of the *Journal of Cutaneous Pathology* and is frequently tapped for input on editorial boards for other preeminent journals in dermatology, pathology and dermatopathology. Smoller has published more than 245

original articles, 39 book chapters and 13 textbooks of dermatopathology.

He has been invited as a guest speaker in 22 countries and received the Nickel Award from the American Society of Dermatopathology in recognition of a lifetime of excellence in teaching. Smoller's primary research interests revolve around cutaneous T cell lymphoma and the role of immunopathology as a diagnostic tool. ■

**ERIC VANSONNENBERG, MD** *(continued)*

University of Texas.

vanSonnenberg has authored or co-authored more than 300 journal publications, presented more than 1,200 lectures, and is responsible for more than 100 book chapters, three published books and 370 scientific abstracts.

He is active in several prominent organizations in the field of radiology including the Radiology Society of North America, Society of Gastrointestinal Radiology (past president), New England Roentgen Ray Society, American Institute of Ultrasound in Medicine, the Association of University Radiologists, the Society of Thoracic Radiology and the International Society of Hepato-Biliary

Pancreatic Radiology (past president).

vanSonnenberg is or has also been active in the American College of Radiology, the California Radiological Society, the Society of Minimally Invasive Therapy, the San Diego Radiology Society and the San Diego Gastroenterological Society.

Editing is also of interest to vanSonnenberg. He has served as co-editor-in-chief of the peer-reviewed journal *Cardiovascular and Interventional Radiology*, as well as *Key Interventional Radiology*. vanSonnenberg was an associate editor of the premier radiology journals *Radiology* and the *American Journal of Radiology*. He has served as a reviewer for more than two dozen scholarly journals, including

the *New England Journal of Medicine*, *Chest*, *Gastroenterology*, *Cancer*, *Surgery* and *Proceedings of the Mayo Clinic*.

vanSonnenberg has received numerous honors, including the AMA Award for Clinical Research, the Harvard Medical Radiology Student Teaching Award and the Cannon Medal bestowed by the Society of Abdominal Radiology in San Diego. He is a fellow of the Society of Abdominal Radiology, and an honorary fellow of the Royal Society of Australia and New Zealand Radiology. He is married to an internist, Dr. Misa Stroker-vanSonnenberg. ■

ALVIN CRAWFORD:

# Body & Soul

## WHEN ALVIN CRAWFORD PLAYS THE CLARINET

BY ANGELA KOENIG

it becomes obvious he has innate musical talent, capable of producing deep, soulful tones which express a penchant for jazz. Music is a passion for Crawford, one that might have easily superseded his career as an internationally recognized pediatric spine surgeon.

“I started college as a music major and thought I wanted to be a studio musician, you know like Doc Severinsen in the Tonight Show Band, but my brother knew I liked challenges and suggested I look at medicine, so I did. I guess it turned out pretty well,” Crawford jests, recalling the decision that led to him to become the first African-American to graduate from the University of Tennessee’s medical school in 1964.

It was during a time fraught with prejudice. Crawford entered medical school

just as the Freedom Riders rode throughout the South protesting segregation. But Crawford says he was single-minded in his pursuit of a medical degree, graduating at the top of his class. He joined the Navy and then focused on honing his surgical skills by securing prestigious residencies across the country, including Harvard University. He came to Cincinnati Children’s in 1977 as the director of orthopaedic surgery, where he held the position for 29 years, the first seven as the only full-time attending staff, and went on to become the founding director of the Crawford Spine Center.

In addition to being a renowned expert in spinal deformities and neurofibromatosis (a genetic disorder often associated with scoliosis)—Crawford is an esteemed educator, currently a professor

**Medical pioneer sees scholarship as essential to attracting the best and brightest minority students to the UC College of Medicine.**





Alvin H. Crawford, MD  
Orthopaedics & Sports Medicine

UC Health

emeritus in the Department of Orthopaedic Surgery. He has trained over 230 residents and 57 domestic and international fellows in his 46-year career; has published more than 200 publications, 71 book chapters, authored/co-authored six books; and lectured/operated in 43

countries. He is the past president of the Scoliosis Research Society and been recognized in “America’s Best Doctors” since 1996. In 2006 he received the Daniel Drake Medal, the highest academic honor that UC’s College of Medicine bestows, the distinguished Achievement

Award from the Pediatric Orthopaedic Society and Lifetime Achievement Award from the Scoliosis Research Society. Most recently he was awarded the Pioneer Award by the National Medical Foundation.

Although continued accolades from professional societies keep Crawford’s calendar chockfull of international speaking engagements, he still sees patients, performs consultations, provides second opinions and assists with surgeries ... because, he says, “there are attributes of my experience that I can share on to residents and fellows to help young humans.”

While much of Crawford’s research focus has been clinical, studying the immediate and long-term complications of pediatric orthopaedic diseases, he has extended his reach into higher education, to address the diminishing number of African-American males in medicine.

“No other minority group has experienced such declines despite an overall increase in the number of black male college graduates,” he says, citing scholarship as essential to attracting the best and brightest minority students to the UC College of Medicine.

“Scholarship can be a true deal breaker and opportunity maker,” he says of the establishment of the Alvin H. Crawford, MD, and Alva Jean Crawford Endowed Medical Student Scholarship Fund in his honor. The \$200,000 scholarship fund used the Hagins Family Matching Gift Program Fund to match dollar-for-dollar the \$100,000 gift from an unnamed donor.

“Scholarships are important because young people have many directions to pursue and sometimes their true love and passion comes at too great a cost. I had both merit based and military scholarships and offer my support because I am grateful,” says Crawford. ■

“Scholarship can be a true deal breaker and opportunity maker.”



*At the April 28, 2018 university-wide Commencement ceremonies, Crawford was presented with a UC honorary doctor of science. “There is nothing more esteemed than being honored by your home institution,” says Crawford, seen here with UC Trustee Peg Valentine.*



Jay Nordsieck/UC Creative Services



**“These scholarships will help deliver what patients deserve—health care providers reflective of our diversity.”**

UC President Neville Pinto



**Medical student Sarah Appeadu** is not only grateful for the scholarship support, she's pleased to be included in UC Health's commitment to diversity. "In medicine, a wide array of perspectives, skills, experiences, and beliefs in the health care workforce has a much larger reach to a diverse patient population than a narrow one."

## UC Health Makes Leadership Investment to Create Diversity Scholarships

Thanks to the generosity and leadership of UC Health, more UC students from underrepresented backgrounds will be able to pursue careers in health care. UC Health has committed \$1.5 million to create and support student scholarships for diverse populations in each of the four colleges within the UC Academic Health Center: College of Allied Health Sciences, College of Medicine, College of Nursing and James L. Winkle College of Pharmacy.

The UC Health gift includes both the creation of a UC Health Diversity Scholarship in each health college, as well as matching funds to encourage donors to establish new scholarships supporting diversity.

In creating the scholarships, UC Health aims to attract a more diverse student population in health care fields, and ultimately to create a local health care system that is more representative of the communities it serves.

"We know through recent research that underrepresented adults in Cincinnati believe their race negatively impacts their treatment from medical professionals," said Richard Lofgren, MD, president and CEO of UC Health. "This investment is a step to improve health care for all of our patients and to foster a health care workforce that reflects the diversity of our population."

The scholarships aim to address a significant challenge the region faces: recruiting and retaining top diverse health care professionals. Experts estimate the availability of diverse care providers will greatly diminish in the coming years due to factors like relocation and retirements.

"These scholarships will help deliver what patients deserve—health care providers reflective of our diversity," said UC President Neville Pinto.

To date, UC Health funds and matched gifts from college donors have supported 21 scholarships across the Academic Health Center.

The scholarships benefit students from underrepresented communities or disadvantaged backgrounds, determined by socio-economic status, parental education, cultural background or history of overcoming adversity, among other criteria.

"It is vitally important to increase support mechanisms that help bring to UC diverse students who will likely remain in Cincinnati at any of our local health systems after their education and residency to care for others in our community," said William Ball, MD, Christian R. Holmes professor and dean of the UC College of Medicine, and senior vice president for health affairs. "Increasing the scholarship and financial support we can offer qualified students is essential to the long-term vibrancy of health care throughout our region and improving access to care for all residents." ■

You might say UC and medicine is in their blood. We discovered these two families with multiple generations of MDs from the University of Cincinnati.

## BEARCAT BLOODLINES

DRS. *Wladecki*

### Three generations

**T**risha Wladecki, MD ('17), celebrated at Honors Day as the third generation to graduate from UC with a medical degree.

"I did wear the three tassels, which was pretty cool—except it caused my hat to slant at a rakish angle," she says, adding that coming from two generations of UC MD graduates didn't affect her decision to attend UC. "I realized that I needed to become a doctor. I was going to choose the medical school which would provide me with the best training, wherever that was. I chose UC because of its reputation for training great clinicians. When I graduated, I wanted to be, as my Grandpa Wladecki put it, 'A damn good doctor!'"

Trisha says that "During some of the particularly crushing times, I would picture my dad and grandpa going through the same challenges, and it made it easier to keep on going."

Trisha is now doing her residency at State University of New York in Syracuse, training in ophthalmology.

"My training at UC has definitely served me well," she says. "One of my attendings even specifically asked where I went for medical school because he said, 'They trained you very well. I am impressed.'"

Trisha's father, Mark Wladecki, MD ('85), who practices Otolaryngology/Head and Neck surgery in the Westlake, Ohio area, says he has fond memories of his years at UC.

"Medical school taught me patience, humility, solidified my love for the bike and introduced me to my lovely bride Ginny."

Mark says his dad William—a 1951 graduate of UC College of Medicine—did influence his choice to attend UC.

"I saw how much he cared about what he was doing. Everywhere he went, it was as if he was running for mayor. Everyone thanked him," he says. "Dad was always learning what was cutting edge. I remember him buying one of the first 8 track video players—it was enormous. He would get tapes on newer ear operations and head and neck operations. I used to watch tapes with him, and since I was building things all the time, it seemed that it would be so gratifying to literally take something apart and fix it (like ears)!"

The first "Dr. Wladecki" in the family, William, pursued his medical degree after World War II, then marrying his wife and moving to a turret house along Erkenbrecher Avenue that overlooked the Cincinnati Zoo.

"At night they could hear the lions and elephants," Mark says, recalling stories from his father. ■

**William**  
(MD 1951)

**Mark**  
(MD 1985)

**Trisha**  
(MD 2017)





DRS. *Kindel*

# Five generations

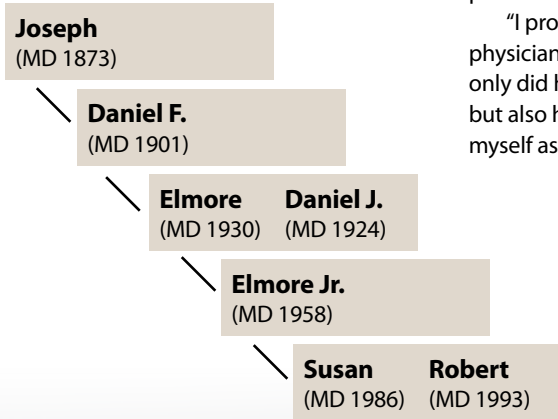
Susan Kindel, MD ('86), and her brother, Bob Kindel, MD ('93), are the fifth generation of "Dr. Kindels" who, starting with Joseph Kindel in 1873, earned their medical degrees from UC. Their father, Elmore Amrhein "Jack" Kindel, MD ('58), who had a successful dermatology practice in Cincinnati for more than 30 years, passed away in November 2017 at the age of 84. Though Jack spent the majority of his career in private practice, he was intimately involved with his alma mater as a volunteer faculty member and a researcher with the Department of Environmental Health.

Through the Kindel family's generosity, the Elmore A. Kindel Jr., MD, Endowed Lectureship was established in the Department of Dermatology in 2006.

Susan and Bob shared some memories of their dad who inspired them to pursue medicine:

"I had the unique opportunity to work with my dad daily. I probably learned the most from him in terms of how to treat patients and enjoy the privilege of caring for them. Dad was a gentle, kind person who had a dry sense of humor and a quick smile. When he first started out in practice, he used to show his patients magic tricks, partly to keep them in the office until the next patient arrived so they'd think he was busy. At dinner when we were young kids, we'd ask him how many patients he saw that day. When he said 16 we whooped and hollered. By the time Dad retired, he was seeing 70 patients a day!" *Susan*

"I probably wouldn't be a physician if it wasn't for my dad. Not only did he expose me to medicine but also he gave me the ability to see myself as a doctor." *Bob* ■



Daniel F. Kindel, MD



**FUN FACT:**

In 1990, Jack Kindel was awarded the "best waiting room magazines" in the *Cincinnati Magazine* Best Doctors issue.

**Does your family have multiple generations of UC MDs, historical family photos of your UC grads, or an interesting story to share?**

Contact us at [alum@uc.edu](mailto:alum@uc.edu).

# ClassNotes

Exciting news or appointments to share? Submit your updates today at [med.uc.edu/alumni/updateinfo](http://med.uc.edu/alumni/updateinfo)

## 1930s

### Charles Thomas Wehby, MD '39

Honored by the City of Cincinnati, by naming the corner of Broadway Street and Masonic Alley after him

## 1960s

### Mike Mazer, MD '62

Presented with the Albert Nelson Marquis Lifetime Achievement Award

### Arnold Leff, MD '67

Health officer for Santa Cruz County, appointed to California State Cannabis Advisory Committee

### Bob Farrell, MD '68

Founder and pediatrician for Sutter Medical Group, has retired after 43 years

## 1970s

### Mark C. Gebhardt, MD '75

Received the American Academy of Orthopaedic Surgeons Diversity Award

### Bernard R. Bach Jr., MD '79

Honored by American Orthopaedic Society for Sports Medicine (AOSSM) with the Mr. Sports Medicine Leadership Award and elected into the AOSSM Hall of Fame

### Robert Eckel, MD '73

Appointed board member for 2018 for the American Diabetes Association

## 1980s

### David E. Moller, MD '83

Appointed by Sigilon Therapeutics as Chief Scientific Officer

### Claude T. Moorman III, MD '87

Named president of Atrium Health's Musculoskeletal Institute

### Terrence B. Welsh, MD '86

Named chief medical officer of the Ohio Bureau of Workers' Compensation

## 1990s

### Walter J. Koch, MD '90

Earns American Heart Association's Basic Research Prize

### Alejandro Sanchez Alvarado, PhD '92

Elected as a member of the National Academy of Sciences

## 2000s

### Lt. Col. Benjamin Mitchell, MD '00

Received military medical award ■

## College of Medicine Outstanding Alumni Recipient

**Arden H. Wander, MD '67**, received the College of Medicine Outstanding Alumni Award for 2018 at an Alumni Association celebration held on April 12 at Cincinnati Music Hall.



Wander is a professor emeritus of clinical ophthalmology, and director of the corneal and external disease service with the UC Medical Center. A member of UC's faculty for 45 years, Wander is widely revered for his expertise in corneal eye disease. In 2010, UC's Department of Ophthalmology

established the Arden H. Wander Ophthalmic Surgical Skills Laboratory to honor his contributions and reputation. A decorated veteran and known as a tremendous clinician and teacher, he has received numerous teaching awards and been voted "One of the Best Doctors in Cincinnati" multiple times.

Each year the dean selects a deserving alumnus to be presented with the Outstanding Alumni award during the UC Alumni Association Distinguished Alumni Celebration. Honorees are selected due to their significant professional achievement and strong commitment to the College of Medicine through continued involvement and service. ■

Save the date:

# Reunion 2019

April 4-6





## IN MEMORIAM

### Ira Abrahamson Jr., MD ('48)

Ira Abrahamson Jr., MD ('48), emeritus professor of ophthalmology, passed away on March 10, 2018 at the age of 93.

Abrahamson had a tremendous impact on vision care, education and research for more than 60 years. He worked tirelessly to eliminate preventable blindness in children, not only here in Cincinnati but around the world. In 1995, he created the Abrahamson



Pediatric Eye Institute at Cincinnati Children's. Working with the Cincinnati Rotary Club, the institute started the Vision Screening Program through Rotary International where 800 local chapters eventually joined in the program to detect vision problems in young children.

A member of our faculty since 1964, Abrahamson rose to full professor before being named an emeritus professor in 2004.

Abrahamson became one of the first ophthalmic photographers in the world and invented several techniques to photograph the eye. Many of his images were used in his books on ophthalmology and eye care. He also traveled around the world lecturing, teaching and providing vision care to disadvantaged children.

Abrahamson received numerous honors in his lifetime, including the College of Medicine Distinguished Alumni Award in 2008 and the President's Award of Excellence in 2014 from the University of Cincinnati. In 2001 he received the Distinguished Service Award from the University of North Carolina, his alma mater, and in 2000 he was named an Outstanding Philanthropist by Boston Children's Hospital. He was inducted into the Medical Mission Hall of Fame in 2007 for his contributions to advancing the quality of life of others around the world.

In 2006, Abrahamson made a substantial gift to the College of Medicine to lay the foundation for the establishment of the Ira Abrahamson Endowed Chair of Pediatric Ophthalmology.

Blessed with a zest for life and an intense competitive spirit, Abrahamson also excelled at golf—sinking three holes in one during his lifetime—and became a brown belt in karate. The weight room at the Cincinnati Athletic Club is even named for him. ■

### Douglas Mossman, MD

Douglas Mossman, MD, professor in the Department of Psychiatry and Behavioral Neuroscience, passed away on Jan. 4, 2018 at age 63.

An internationally respected expert in forensic psychiatry, Mossman directed the department's forensic psychiatry fellowship training program. He authored three books, nearly 200 peer-reviewed publications and served on several editorial



boards. He received numerous prestigious awards—including the Manfred S. Guttmacher Award from the American Psychiatric Association (APA) for outstanding contributions to the forensic psychiatry literature, for a 2008 article "Critique of Pure Risk Assessment or, Kant Meets Tarasoff." In October 2017, he received the Golden Apple Award from the American Academy of Psychiatry and the Law (AAPL) which acknowledges the far-reaching influence that Mossman had on educating the next generation of forensic psychiatrists.

In addition to training psychiatry residents and fellows, Mossman generously shared his expertise regarding mental disabilities and the law with colleagues and attorneys. Working with the UC College of Law, Mossman directed the Glenn M. Weaver Institute of Law and Psychiatry from 2005 to 2012. He was a regular columnist for *Current Psychiatry* on medicolegal issues in psychiatry. In addition to serving in a variety of roles for the AAPL over the last three decades, Mossman was a member of the Ohio Psychiatric Physicians Association and the APA, which designated him a Distinguished Life Fellow in 2016.

Outside of his work as a psychiatrist and faculty member, Mossman found time for his other passion—music—as both a composer of liturgical musical arrangements as well as humorous songs for presentations to medical audiences. He was also a cantor and musical director at Temple Beth Shalom in Middletown.

He is survived by his wife, Kathleen Hart, PhD, professor and chair of the department of psychology at Xavier University, and his three daughters, Rachel, Sarah and Leah.

The department has established the Dr. Douglas Mossman Fund, in his honor, with the hope to endow a nationally competitive prize for residents in the field of forensic psychiatry regarding current legal or ethical issues in psychiatry. ■

Donations in honor of faculty can be made to the UC Foundation, PO Box 19970, Cincinnati, OH 45219 or online at [foundation.uc.edu](http://foundation.uc.edu).

## IN MEMORIAM

### John Flege Jr., MD ('54), JD ('92)

John Flege Jr., MD, ('54) emeritus professor of surgery, died Tuesday, March 20, 2018 at age 88.

Flege was one of the founders of the UC heart transplant program in 1985. He also founded the cardiac surgery programs at Christ Hospital in 1969 and St. Elizabeth Hospital in 1983, and supported the Jewish Hospital program.



A native of Williamstown, Kentucky, Flege received his undergraduate education at the University of Kentucky. He was a 1954 graduate of the UC College of Medicine and, at the age of 63, earned his Juris Doctorate from the UC College of Law in 1992. He was admitted to the bar in 1993.

Flege completed his internship at Cincinnati General Hospital and began a surgical residency at Ohio State University Hospital until it was interrupted by two years in the U.S Air Force

(1956-1958). He completed his surgical residency at Cincinnati General and also did two years of cardiothoracic and open-heart surgery training at Hammersmith Hospital in London. Following four years on the faculty at the University of Iowa, Flege returned to Cincinnati to practice. He was appointed to the College of Medicine faculty in 1982 as professor and also served as director of the division of thoracic and cardiovascular surgery at the University of Cincinnati Hospital (now the UC Medical Center) until 1987. He was named an emeritus professor in 2015.

To enhance the leadership of the division of cardiothoracic surgery at UC, Flege in 2001 endowed the John B. Flege Jr., MD, Chair in Cardiothoracic Surgery, now held by Sandra Starnes, MD, who also is professor of surgery and chief of the Section of Cardiothoracic Surgery.

Flege was the recipient of numerous awards, including the first Distinguished Surgeon Award from the Cincinnati Surgical Society in 2004 and the 2006 Lifetime Achievement Award from the *Cincinnati Business Courier*.

Flege is survived by his wife, Allison, daughters Hartley Flege and Elizabeth Burns and sons John Flege and William Flege. ■

The following alumni of the College of Medicine passed away between July 1, 2017 and June 30, 2018.

#### CLASS

**1943** Stanley H. Miller, MD  
James F. Schieve, MD

**1945** William R. Graf, MD

**1946** Lowell E. Golter, MD  
Janet B. Hugenberg, MD

**1947** Norman H. Blatt, MD  
Stanley Osher, MD

**1948** Ira A. Abrahamson, MD  
Omer J. Feldhaus, MD  
David L. Simon, MD

**1949** Deward D. Peterson, MD  
Erich W. Ringel, MD

**1950** Carl P. Bernet, MD  
George R. DeMuth, MD  
Mark S. Dine, MD

**1951** Jack E. Payne, MD

**1952** Thomas J. Conway, MD  
James J. Englert, MD  
Charles H. Hart, MD  
Daniel C. Smith, MD  
Leo Wayne, MD

#### CLASS

**1953** Henry G. Cramblett, MD

**1954** John B. Flege, MD

**1955** Lester R. Bryant, MD  
Robert E. Hemmer, MD  
Wallace L. Labaw, MD  
James Tojo, MD

**1956** William R. Forney, MD

**1957** Robert T. Bliss, MD  
Roger B. Cole, MD  
David R. Rullman, MD

**1958** Elmore A. Kindel, MD  
Philip H. Elliott, MD  
Perry Garber, MD  
W. Ray Henderson, MD

**1962** John J. Jager, MD  
Richard D. Potts, MD  
John H. Rogers, MD

**1965** Michael A. Hinshaw, MD

**1966** Martin W. Brueggemann, MD  
Keith A. Dimond, MD  
Nelson E. Goldschneider, MD

#### CLASS

**1967** Roy C. Ostberg, MD  
Donald E. Wilbert, MD

**1968** Thomas E. Acomb, MD

**1969** James M. Marrs, MD

**1970** Terence J. Coyne, MD  
Cheryle D. Southern

**1971** Richard S. Segal, MD

**1978** Richard M. Engel, MD

**1979** Daniel S. Berger, MD  
Jeffrey K. Child, MD

**1981** Joel A. Singerman, MD

**1983** Kenneth L. Sears, MD

**1984** Scott A. Behrens, MD

**1985** Peachie E. Scarano, MD

**1992** Sharon M. Bruno, MD

**1995** Robert Schaal, MD





**You know what it  
takes to become  
a UC College of  
Medicine graduate.**

Help the next generation of  
healthcare providers succeed.

Support the IvaDean Medical  
Student Scholarship Fund today!

 University of Cincinnati  
**FOUNDATION**

**Impact lives.  
Give today.**  
[on.uc.edu/ivadeanfund](https://on.uc.edu/ivadeanfund)

# FIRST CLASS

Bhargav Vemuri, Justin Smith, Austin Songer, John Bonamer and Anna Hopkins (*below, left to right*) are a bit of a novelty—the first group of students in recent years to earn bachelor’s degrees from the College of Medicine. The **MEDICAL SCIENCES UNDERGRADUATE PROGRAM** began accepting majors in the fall of 2015, with an aim to train students for medical school or to obtain advanced degrees in the sciences. Students are also ready for possible careers in allied health sciences, dentistry or in medical laboratories. The average incoming ACT for this group of graduating seniors was 33.75 while the average high school grade point average was 3.91.

*“You are really right up in the action and can see what medical school is like.”*

ANNA HOPKINS

